

2023



**Grand National &
World Championship
Morgan Horse Show®**

**SHOWMANSHIP
PATTERNS**

CLASS # 312 GN Fitting and Showmanship Adult Finals

Showmanship

LEVEL 2 • PATTERN AA

Exhibitors are to complete the pattern on the side of the marker as indicated in the drawing

Be ready at marker A.

Back to marker B.

Trot forward past marker C, execute loop back to marker C.

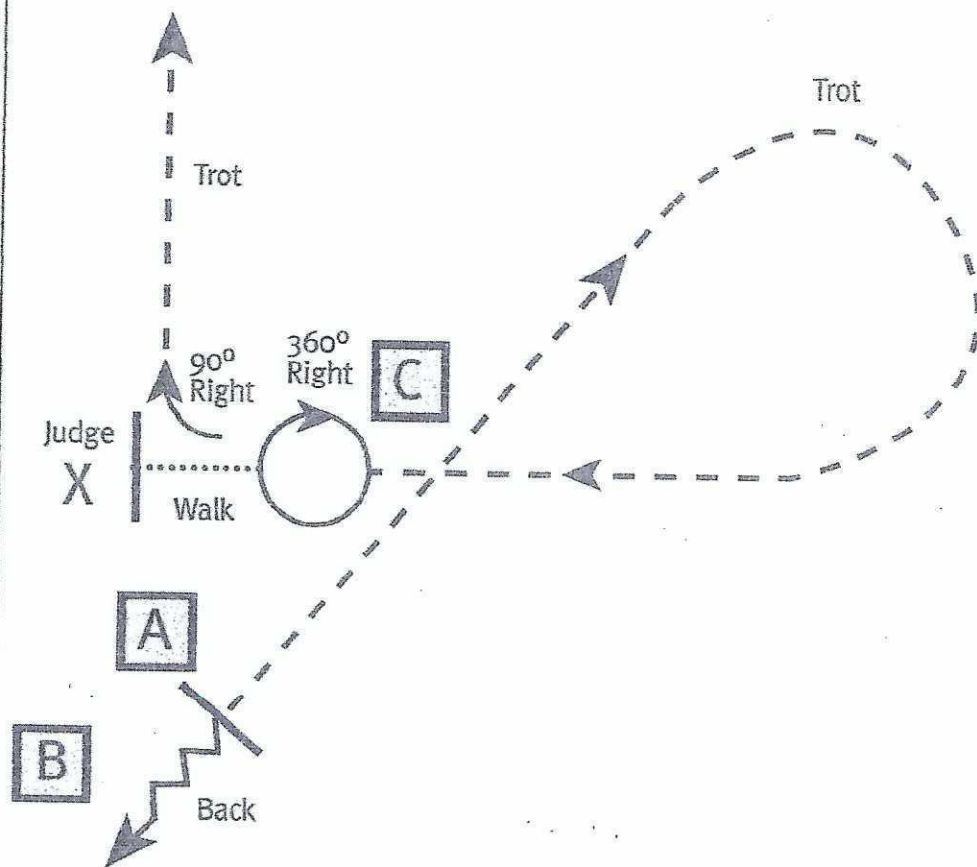
Stop, execute a 360-degree turn, and walk to judge.

Stop, set up for inspection.

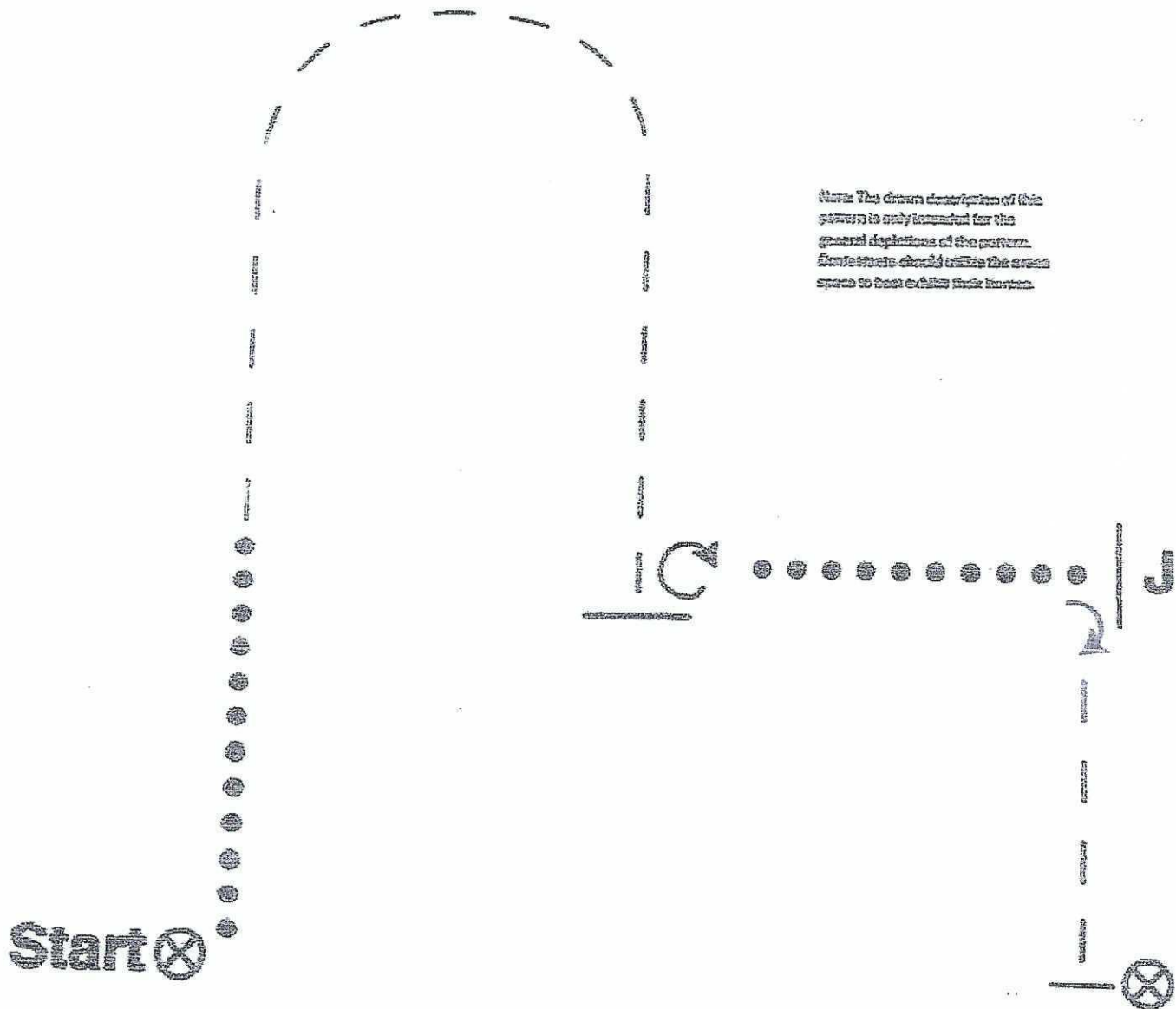
When excused, execute a 90-degree turn and return to lineup at the trot or exit as directed by the ringmaster.

- ☐ **In the Ring**— Exhibitors enter arena and remain collectively for the entire class. Exhibitors are to enter the arena at the walk. Trot at the marker and line up at the discretion of the ringmaster.
- ☐ **In and Out of the Ring**— Exhibitors enter arena one at a time and are excused at the completion of their pattern.
- ☐ **At the Gate**— Exhibitors enter arena one at a time and are gathered in arena for final inspection as a collective group.

	Stop / Halt
	Canter
	Trot
	Walk
	Back
	Marker
	Lineup



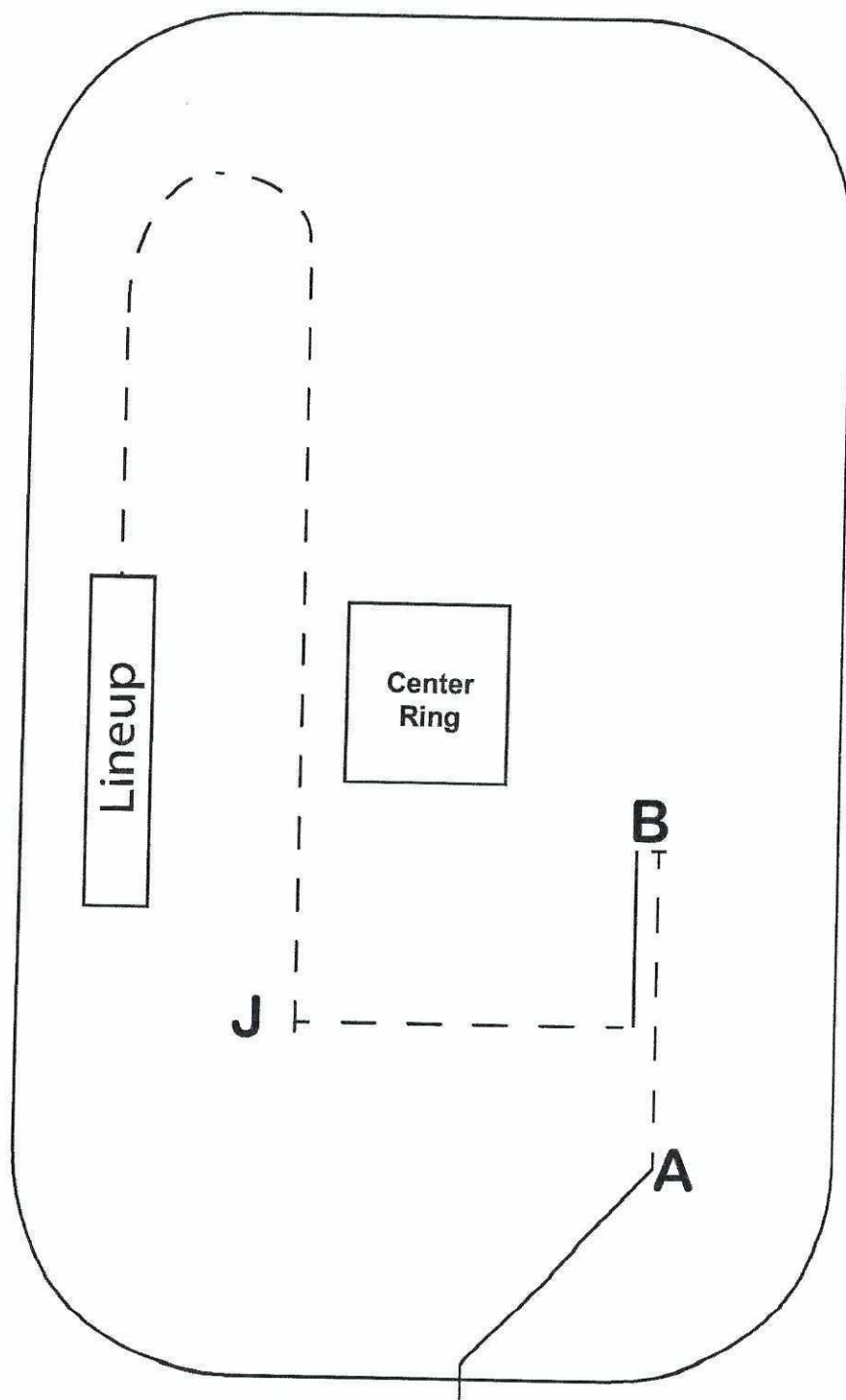
Class 313 GN Fitting & Showmanship 9 & Under



1. Walk $\frac{1}{2}$ line
2. Trot around end and down line
3. Halt and execute a $\frac{3}{4}$ turn
4. Walk to judge
5. Set up for inspection
6. After inspection, $\frac{1}{4}$ turn and trot to marker
7. Exit at a walk or trot

Class 314

GN Fitting & Showmanship 10-13



1. Walk to the first cone (A).
2. Jog to the second cone (B). Stop.
3. Turn 180°. Walk halfway back to A. Stop.
4. Turn right 90°. Jog to the judge (J). Stop.
5. Set up for inspection.
6. When finished, turn and jog away from the judge and into lineup.

CLASS# 315 GN Fitting and Showmanship 14-17

Showmanship

LEVEL 2 • PATTERN L

Exhibitors are to complete the pattern on the side of the marker as indicated in the drawing

Be ready at marker A.

Trot from marker A to marker B.

Stop at marker B and back halfway to marker A.

Stop and perform a 270-degree turn.

Trot to judge.

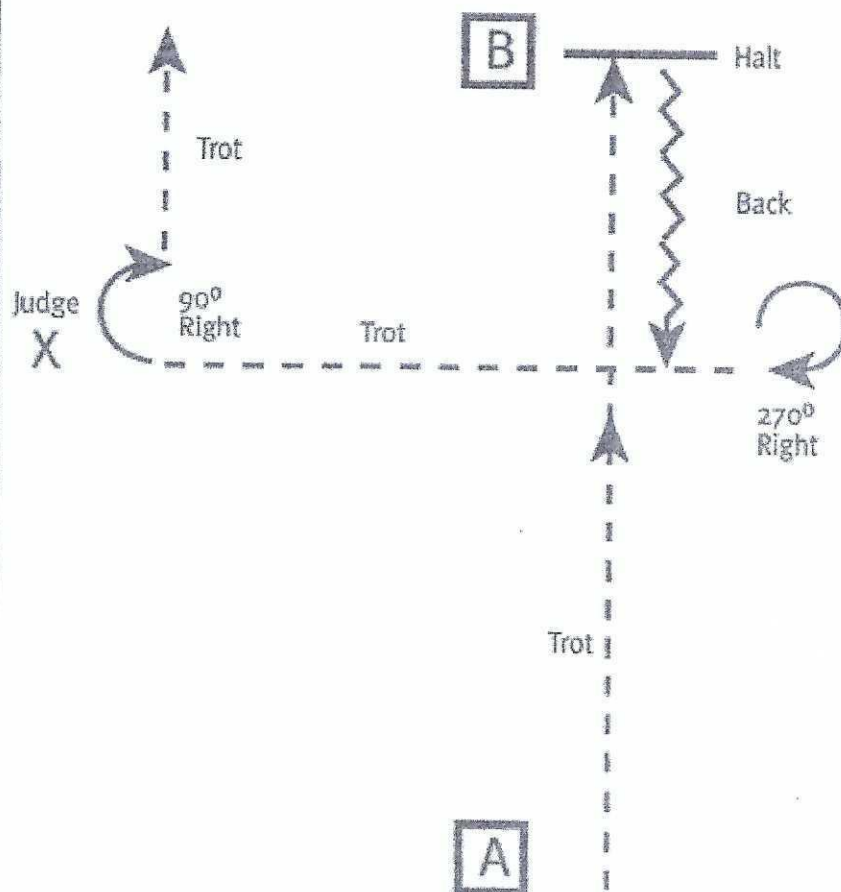
Stop. Set up for inspection.

When dismissed perform a 90-degree turn and trot away as drawn.

Return to lineup at the trot or exit as directed by the ringmaster.

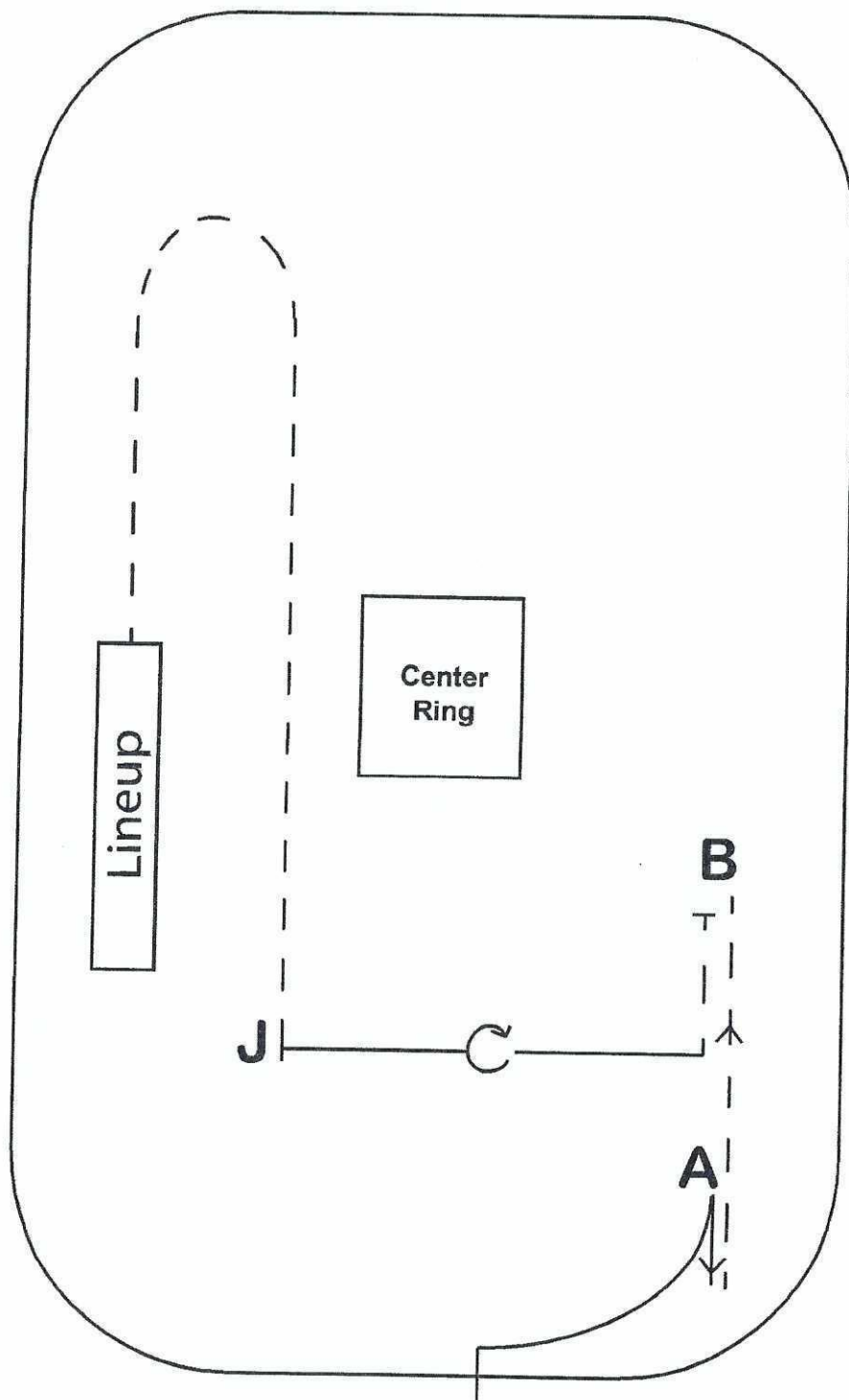
- ☐ **In the Ring**— Exhibitors enter arena and remain collectively for the entire class. Exhibitors are to enter the arena at the walk. Trot at the marker and line up at the discretion of the ringmaster.
- ☐ **In and Out of the Ring**— Exhibitors enter arena one at a time and are excused at the completion of their pattern.
- ☐ **At the Gate**— Exhibitors enter arena one at a time and are gathered in arena for final inspection as a collective group.

	Stop / Halt
	Canter
	Trot
	Walk
	Back
	Marker
	Lineup



Class 337

WC Fitting & Showmanship 13 & Under



1. Walk to the first cone (A). Step back 4 steps.
2. Jog to the second cone (B). Turn 180° to the right. Jog halfway back to A. Stop.
3. Turn right 90°. Walk halfway to the judge (J). Stop.
4. Turn 360° to the right and continue walking to the judge.
5. Set up for inspection.
6. When finished, turn and jog away from the judge and into lineup.

Class 336 WC Fitting & Showmanship 14-17

Starting at Marker A, Halt.

Trot to Marker B. Halt.

Back to Marker C and
perform a 270-degree turn.

Walk to Judges. Halt.
Set up for inspection.

When dismissed perform
a 90-degree turn and
return to the lineup or
exit as directed by the
Ringmaster.

