

2023

**Grand National &
World Championship
Morgan Horse Show®**

**EQUITATION
PATTERNS**

CLASS # 335 AMNA Hunter Seat on the Flat Gold Medal Preliminary

Hunter/Jumping Seat

LEVEL 2 • PATTERN DD

Walk to the starting point.

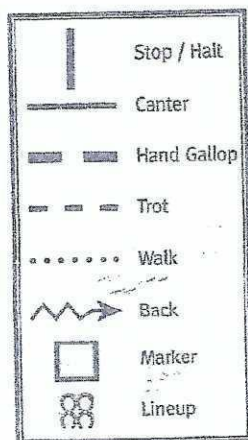
Trot a three-loop serpentine.

Halt. Drop stirrups and canter on the correct lead around the end of the arena and down the straight away.

Halt and back approx. ten feet.

Pick up stirrups.

Return to lineup or exit at a walk.



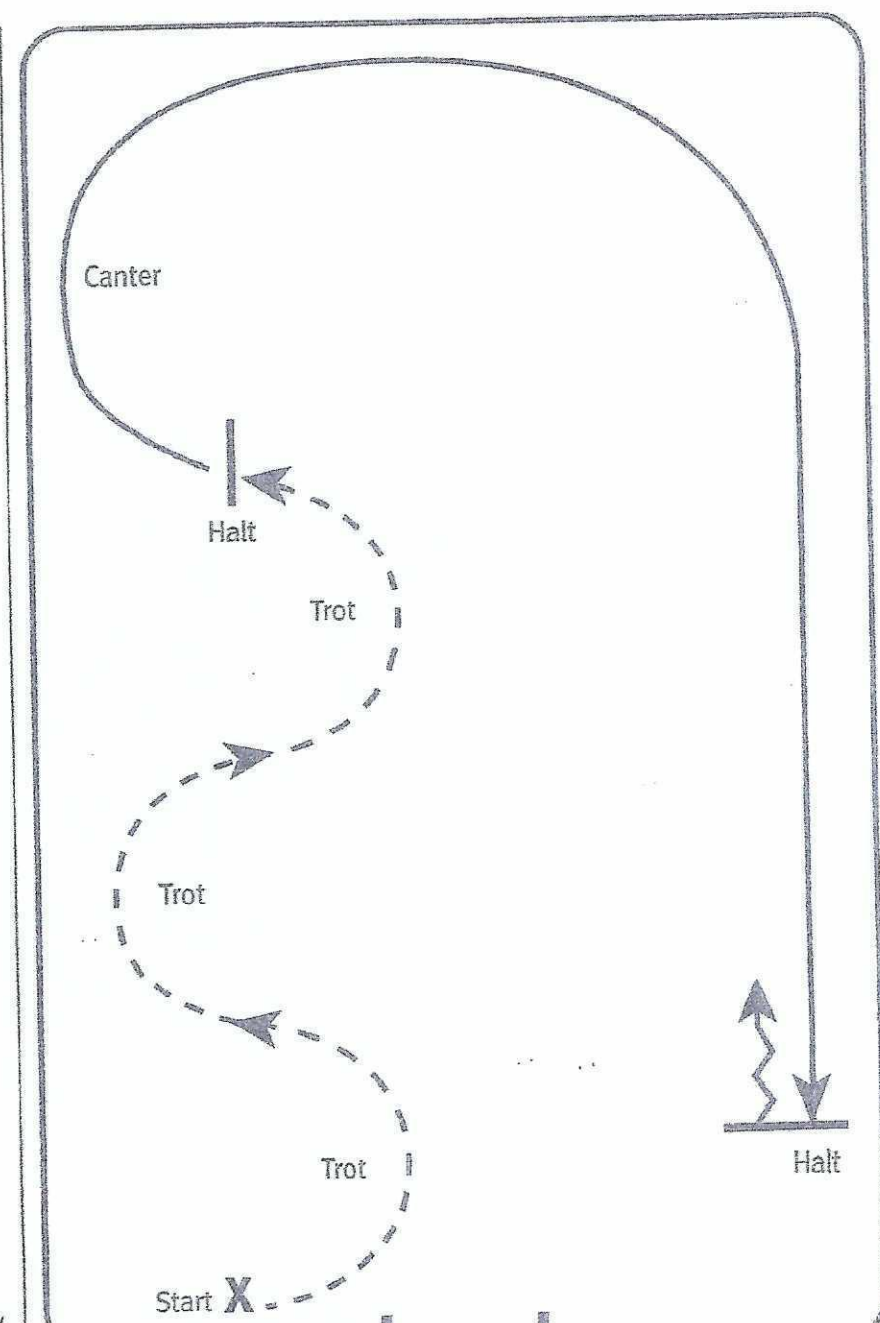
This pattern may only be used for:

- 14 - 18
- 18 & Under
- 19 & Over

This pattern may **NOT** be used for:

- 13 & Under
- 14 & Under

is used at a Regional or National Show

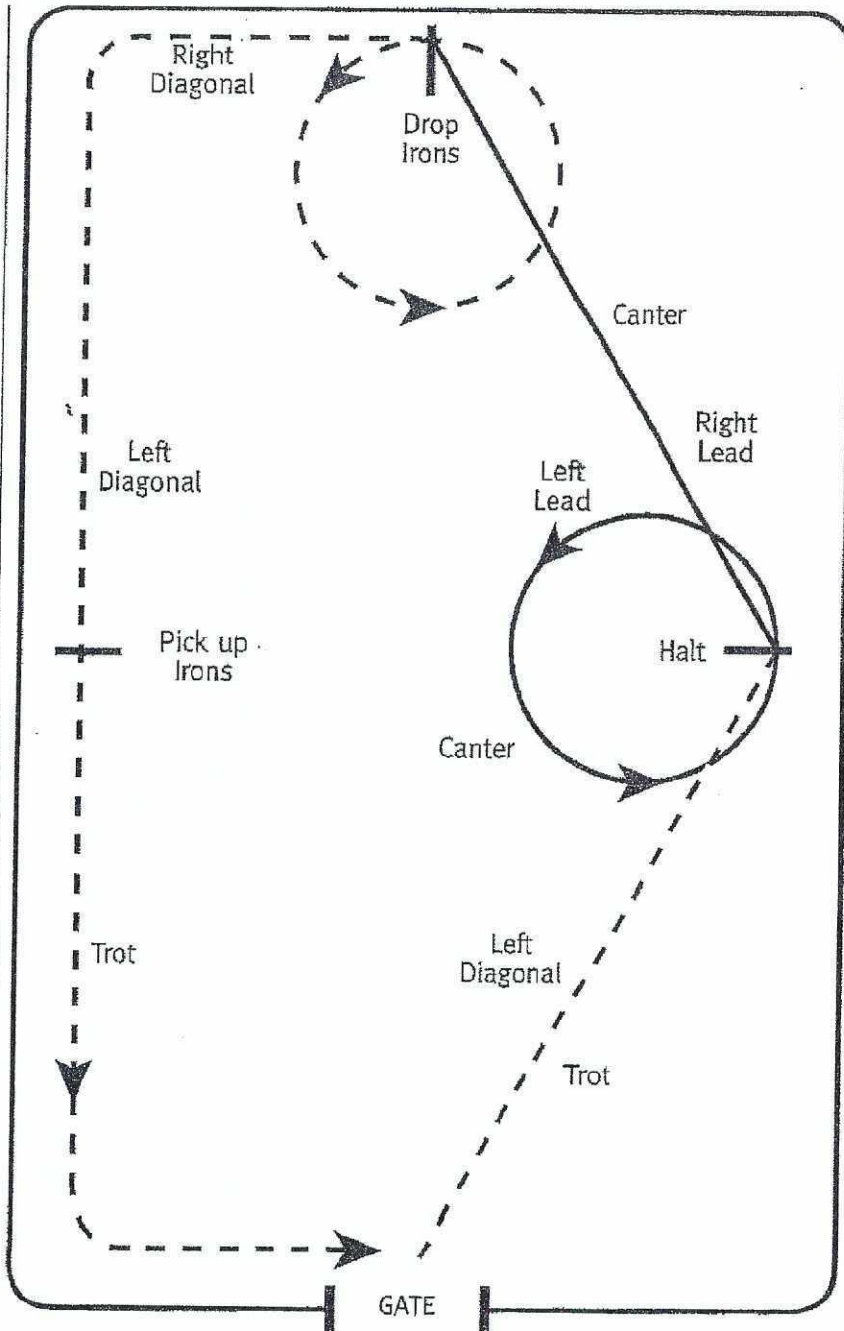


Class #239

Canter a circle on the left lead. Halt.

Trot circle on the right diagonal.
Halt.

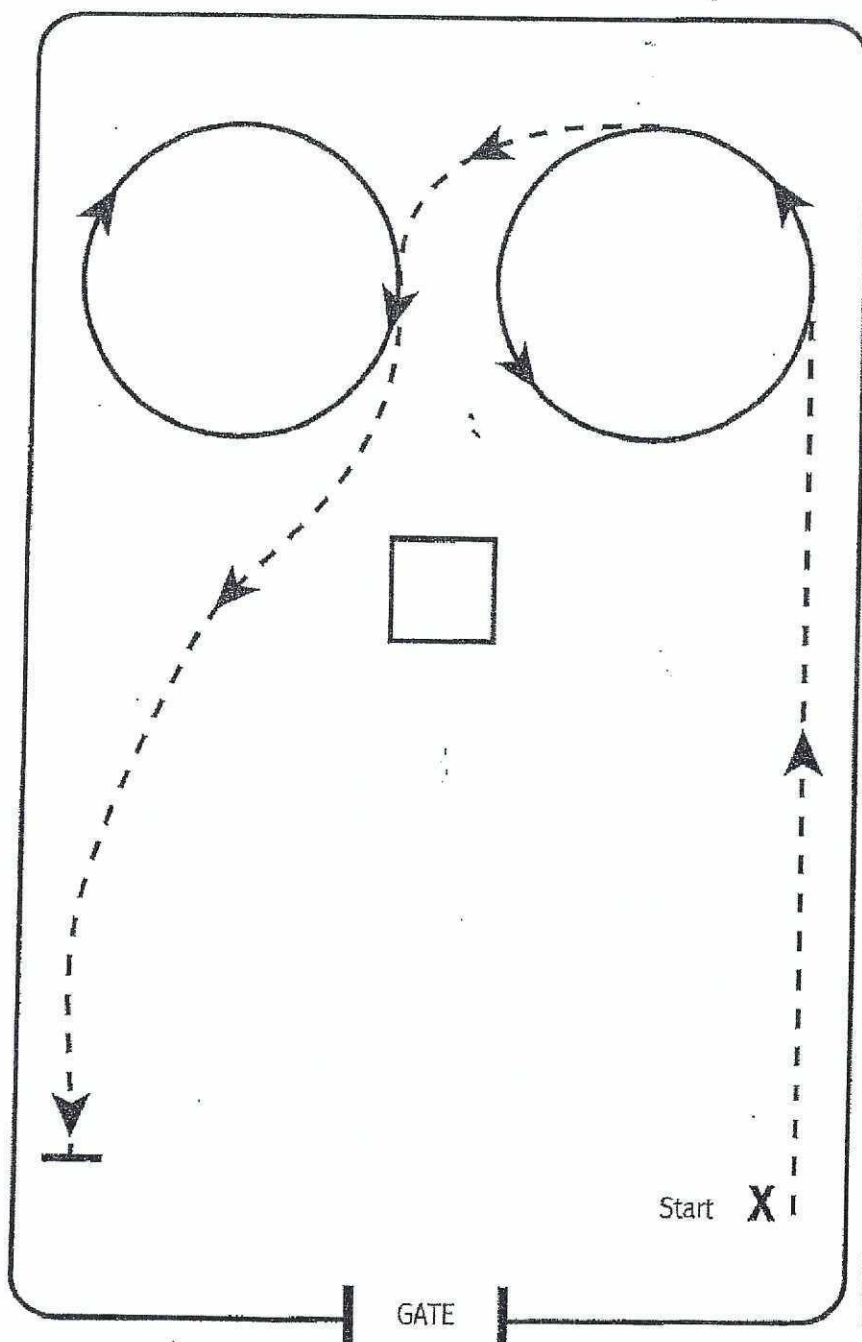
Exit the ring at a sitting trot without stopping.



2023 Grand National & World Championship Horse Show

WC Hunter Seat Equitation Adult

Class #372



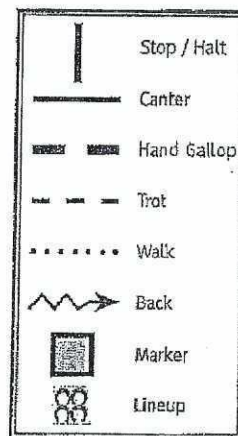
Walk to the starting point.

At the beginning of the straightaway, pick up a posting trot on the correct diagonal. Demonstrate one change of diagonal.

At the midpoint of the straightaway, transition to the sitting trot.

At the end of the straightaway, transition to a canter, circle to the left on the correct lead. At the end of the circle, transition to the sitting trot. At the center of that end of the arena, execute a circle to the right at the canter on the correct lead. At the end of that circle, transition to the posting trot on the right diagonal and trot a line to the end of the straightaway. Halt

Return to the lineup or exit at a walk.



Class 379 WC Hunter Seat On The Flat Equitation 13 & Under

Walk to the starting point.

At the beginning of the straightaway pick up a posting trot on the correct diagonal.

Demonstrate one change of diagonal.

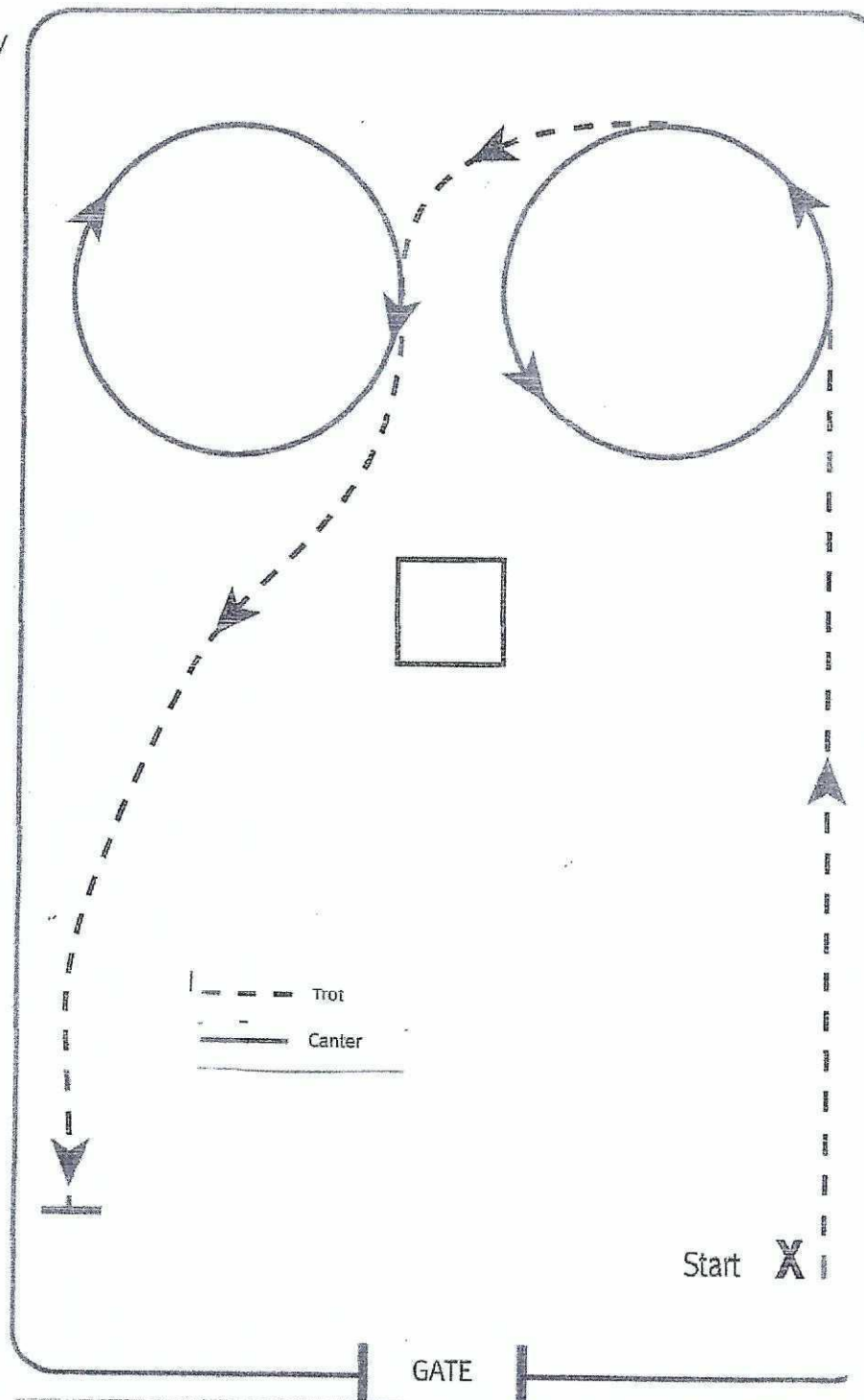
At the midpoint of the straightaway transition to a sitting trot.

At the end of the straightaway transition to a canter and execute a circle to the left on the correct lead.

At the end of the circle transition to a sitting trot. Continue to the center of the end of the arena and turn to the left. Without stopping execute a circle to the right on the correct lead.

At the end of the circle, transition to a posting trot on the right diagonal. Trot a line to the end of the straightaway. Halt

Exit the arena at a walk.



Class 382 WC Hunter Seat On The Flat Equitation 14 & 15

Walk to the starting point.

Demonstrate a sitting trot and proceed 1/3 of the way down the rail. Pick up a posting trot on the correct diagonal and continue on the rail to a point halfway between the judges stand and the end of the arena. Halt.

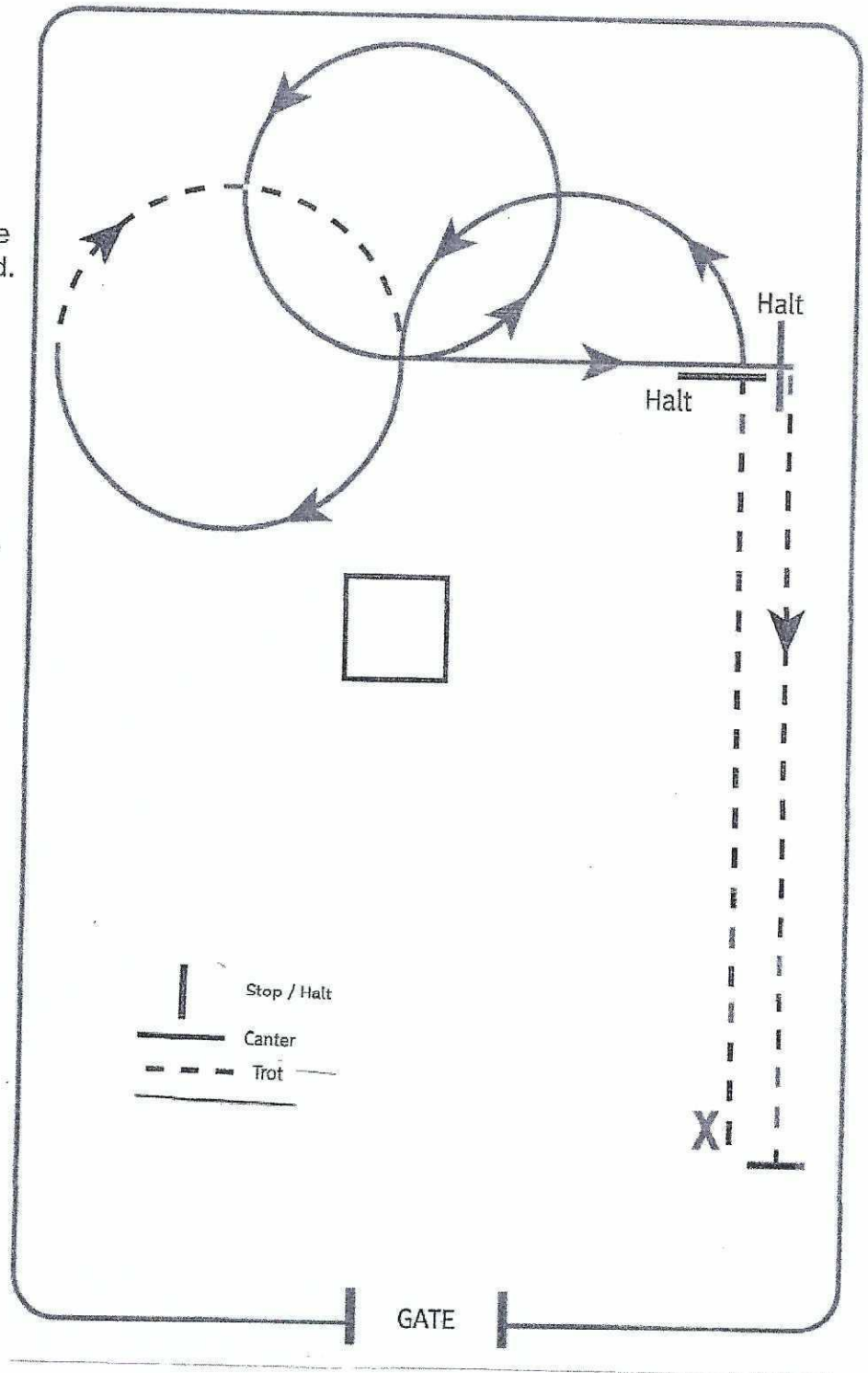
Canter a serpentine starting on the left lead and demonstrate a simple or flying change of lead.

Transition to the sitting trot and perform a half circle. Halt. Turn to the right.

Canter a circle on the left lead and continue on a straight line to the rail. Halt. Turn to the right.

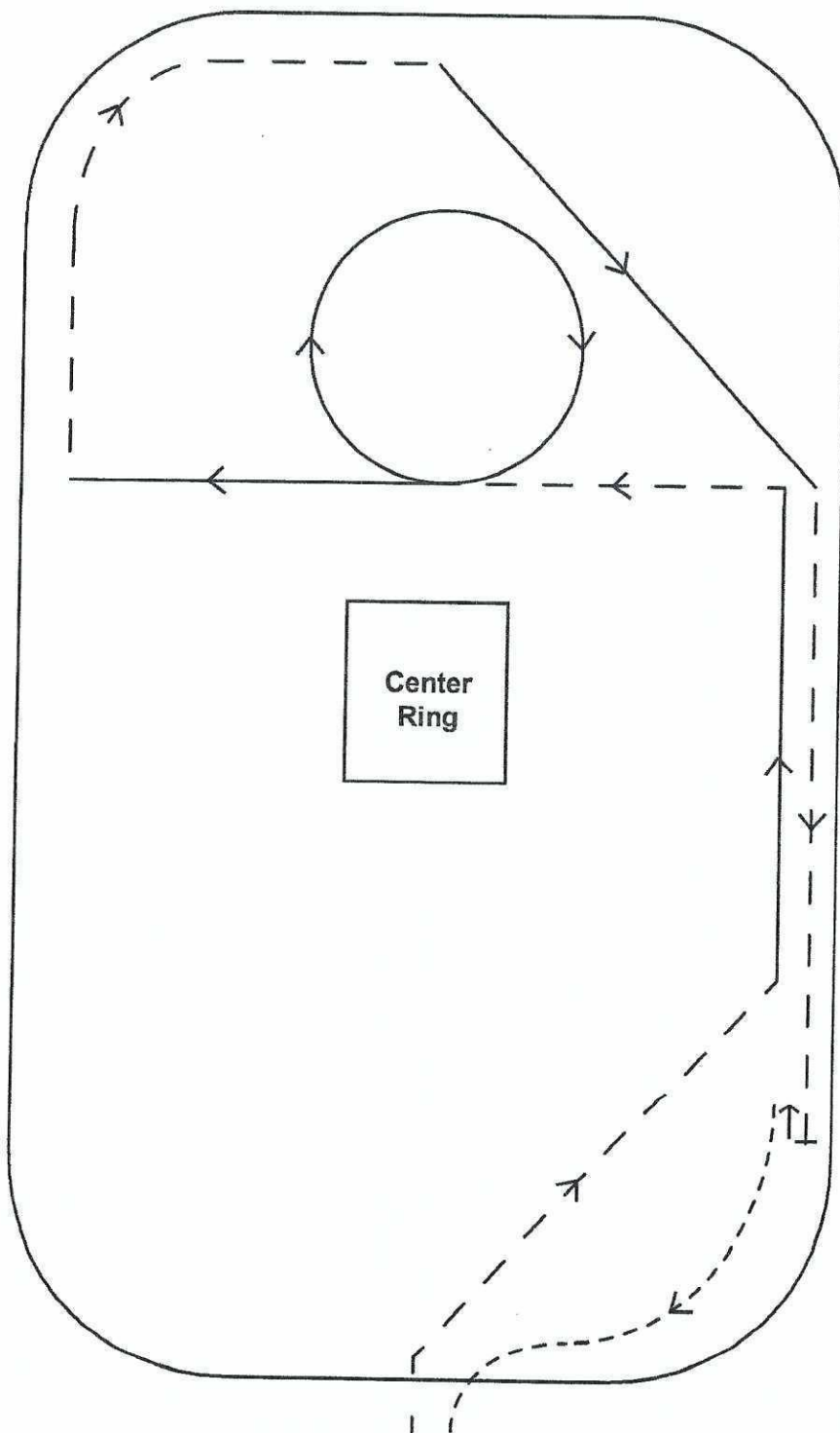
Drop stirrups. Trot to the gate on the left diagonal. Halt and pick up stirrups.

Exit the arena at a trot.



Class 383

WC Hunter Seat On the Flat Equitation 16 & 17



1. Sitting trot on a diagonal line from the gate to a point 1/3 of the way down the rail. Stop.

2. Canter on the left lead to a point 2/3 of the way down the rail. Stop.

3. Turn left 90°. Perform a posting trot on the right diagonal to the center of the ring.

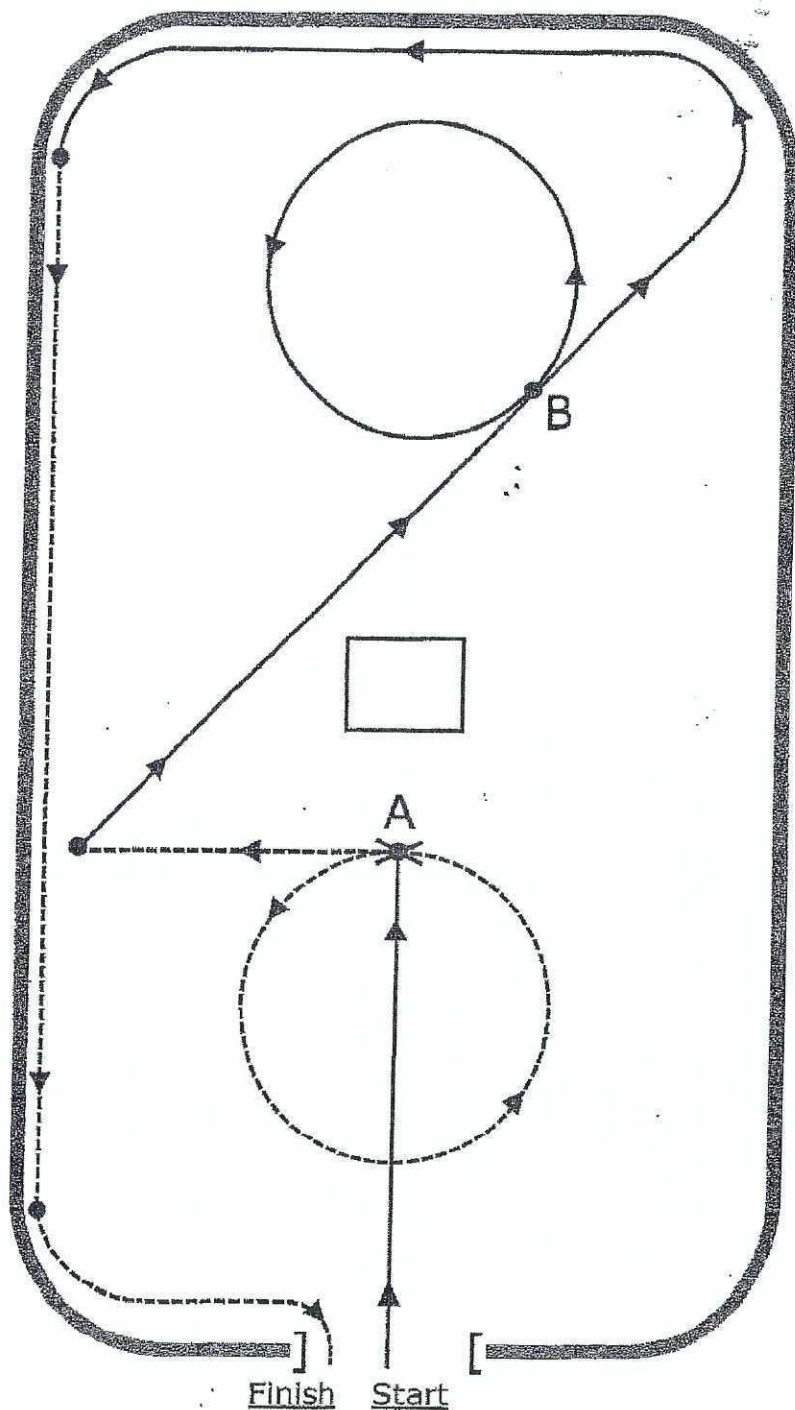
4. Transition to the canter and canter a circle to the right. Upon completion of the circle perform a simple lead change and canter on the left lead to the rail. Stop.

5. Turn right 90°. Trot along the rail on the correct diagonal to the midpoint of the turn. Stop.

6. Turn right. Canter a diagonal line on the right lead to a point 1/3 of the way down the rail. Stop. Drop Irons.

7. Trot to the end of the rail. Halt. Retrieve Irons. Back 4 steps. Exit the arena at a walk.

2023 Grand National & World Championship Horse Show
 AMHA Saddle Seat Gold Medal Preliminary
 Class #358



1. Canter down the center-line to point A on the right lead. Halt. Pivot left.
2. Trot a circle to the left on the right diagonal.
3. At point A change to the left diagonal and continue trotting a straight line to the rail. Halt. Pivot right.
4. Canter a diagonal line to point B on the right lead. Halt.
5. Canter a circle to the left on the left lead.
6. Without stopping, canter a diagonal line to the rail and around the turn. Halt. Drop your irons.
7. Trot to the end of the rail on the right diagonal. Halt. Pick up your irons and exit the ring.

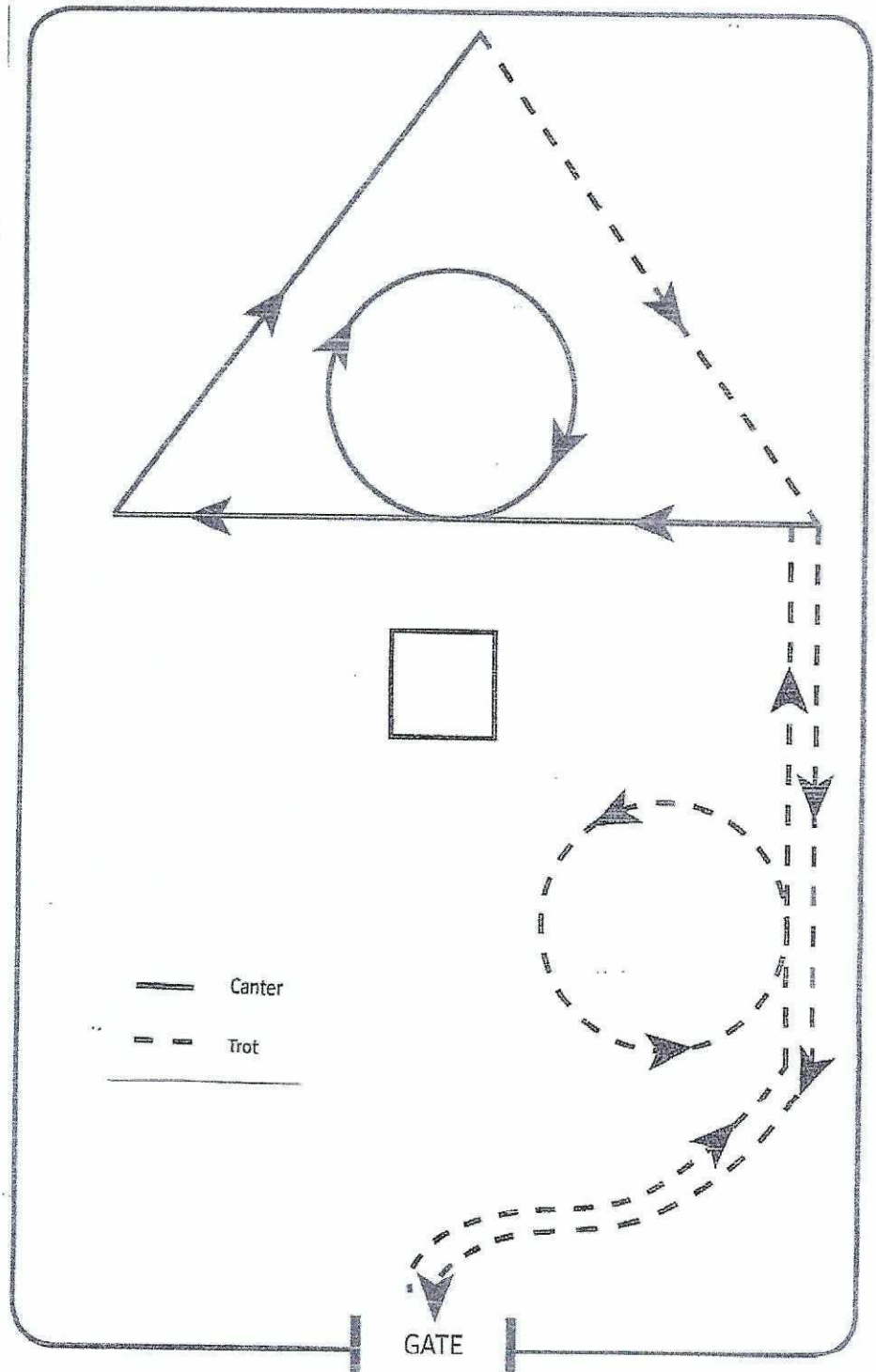
Class 150 AMHA Saddle Seat Gold Medal Finals

Enter the ring to the right and trot to a point $\frac{1}{3}$ down the rail. Continue to trot a circle to the left and proceed down the rail to a point past center ring. Halt. Turn to the left.

Canter a straight line on the right lead to the midpoint of the ring. Continue to canter a circle to the right and proceed on the original line to the rail. Halt. Turn to the right.

Canter a straight line on the left lead to the midpoint of the turn. Halt. Turn to the right. Halt and drop stirrups.

Trot a straight line to the rail on the left diagonal. Without stopping, continue to trot to the end of the rail. Halt and pick up stirrups. Exit the ring at a trot.



Class 385 UPHA Morgan Junior Challenge Cup Finals Phase 1

Enter the ring at a trot and continue on the correct diagonal to the 3/4 point of the rail. Halt.

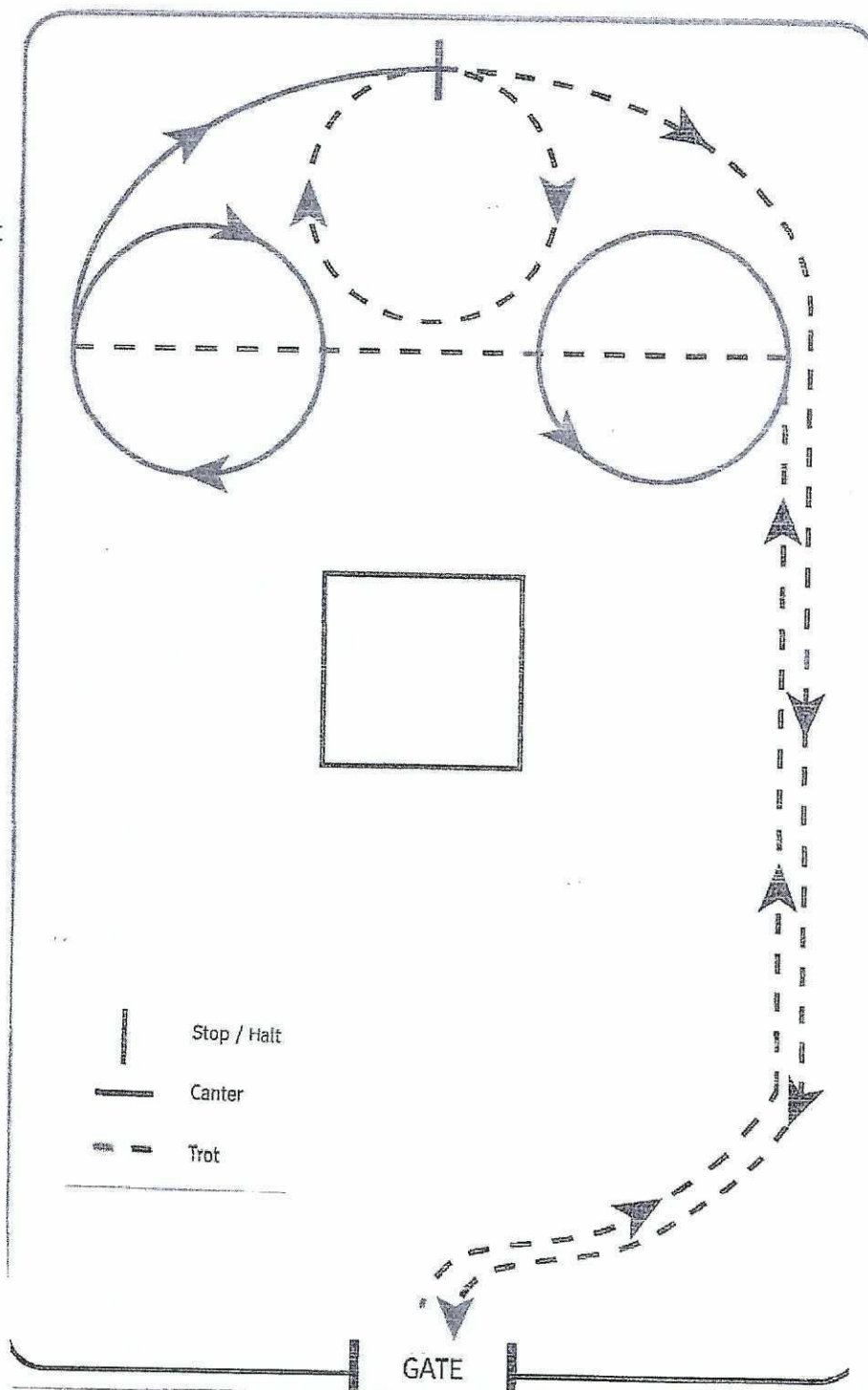
Canter a circle to the left. Halt.
Turn to the left.

Trot a straight line across the arena on the right diagonal. Halt. Turn to the right.

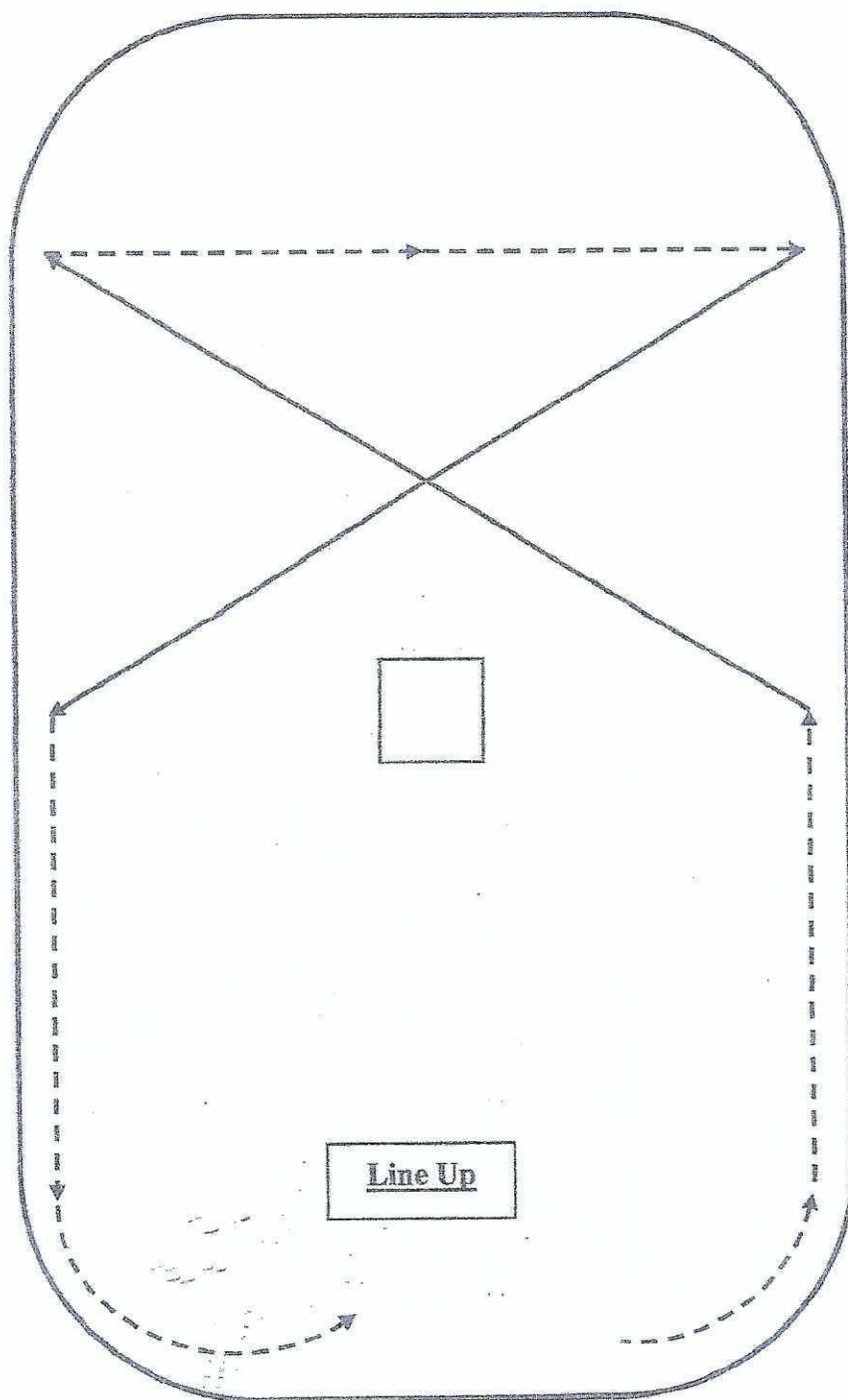
Canter a circle to the right and continue cantering to the midpoint of the turn. Halt.

Trot a circle to the right and continue to trot around the end to the straightaway.

Trot down the rail and out of the ring showing two changes of diagonal, beginning on the correct diagonal.

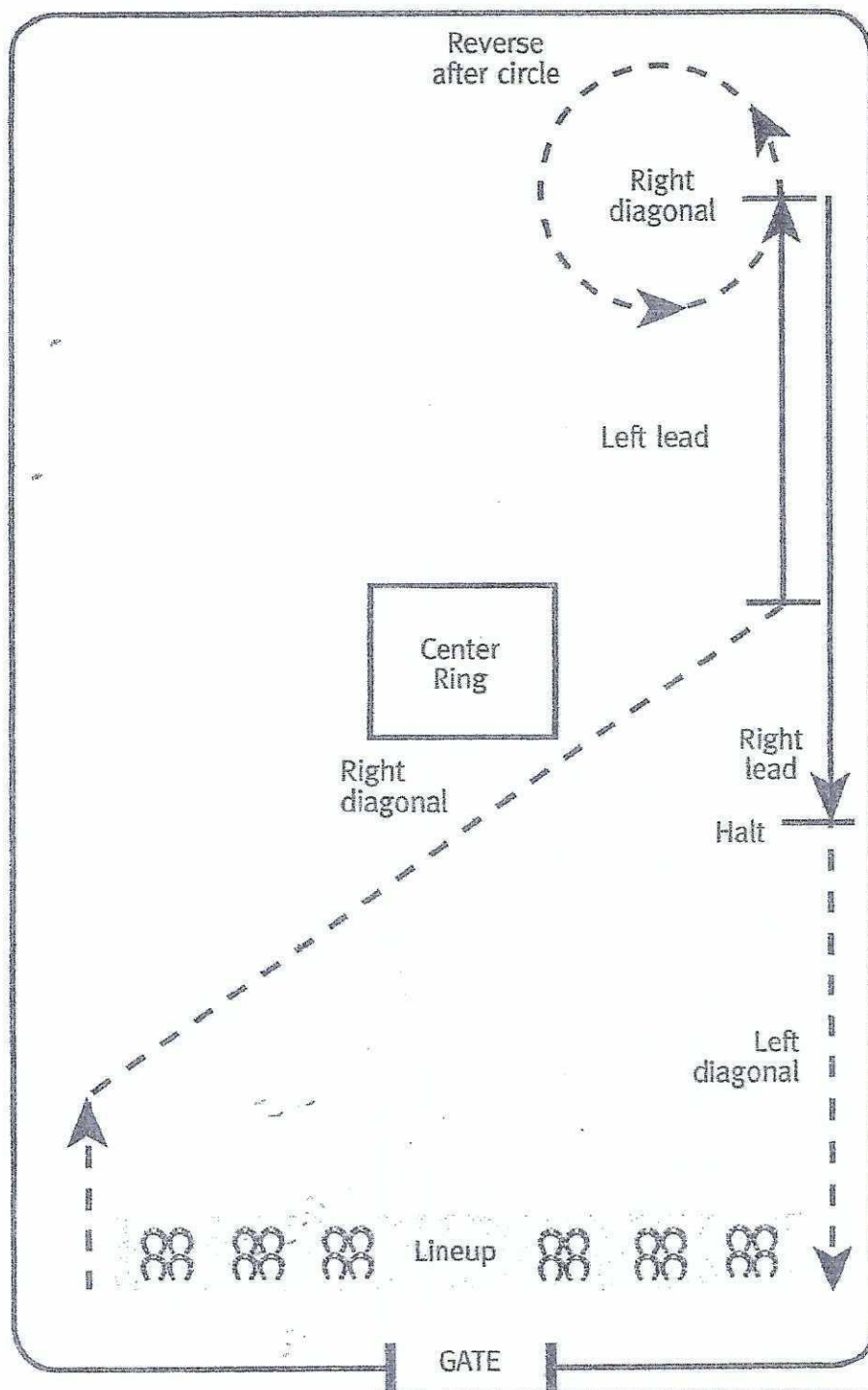


CLASS # 386 UPHA Morgan Senior Challenge Cup Finals Phase I



1. Trot down the rail to the right on the right diagonal to the mid-point of the rail. Halt.
2. Pivot to your left and canter a diagonal line on the right lead to the end of the opposite straightaway. Halt.
3. Pivot to your right and trot a straight line across the ring showing one change of diagonal. Beginning on the left diagonal. Halt.
4. Pivot to your right and canter a diagonal line on the left lead to the mid-point of the opposite rail. Halt.
5. Pivot left and return to the lineup at a show trot on the right diagonal.

CLASS # 395 WC Saddle Seat Equitation Adult



From the beginning of the straightaway near the exit gate, trot a diagonal line on the right diagonal to the midpoint of the opposite straightaway. Halt.

Turn left so that you are parallel with the rail. Canter on the left lead to the three-quarter point on the straightaway. Halt.

Trot a circle on the right diagonal. Halt.

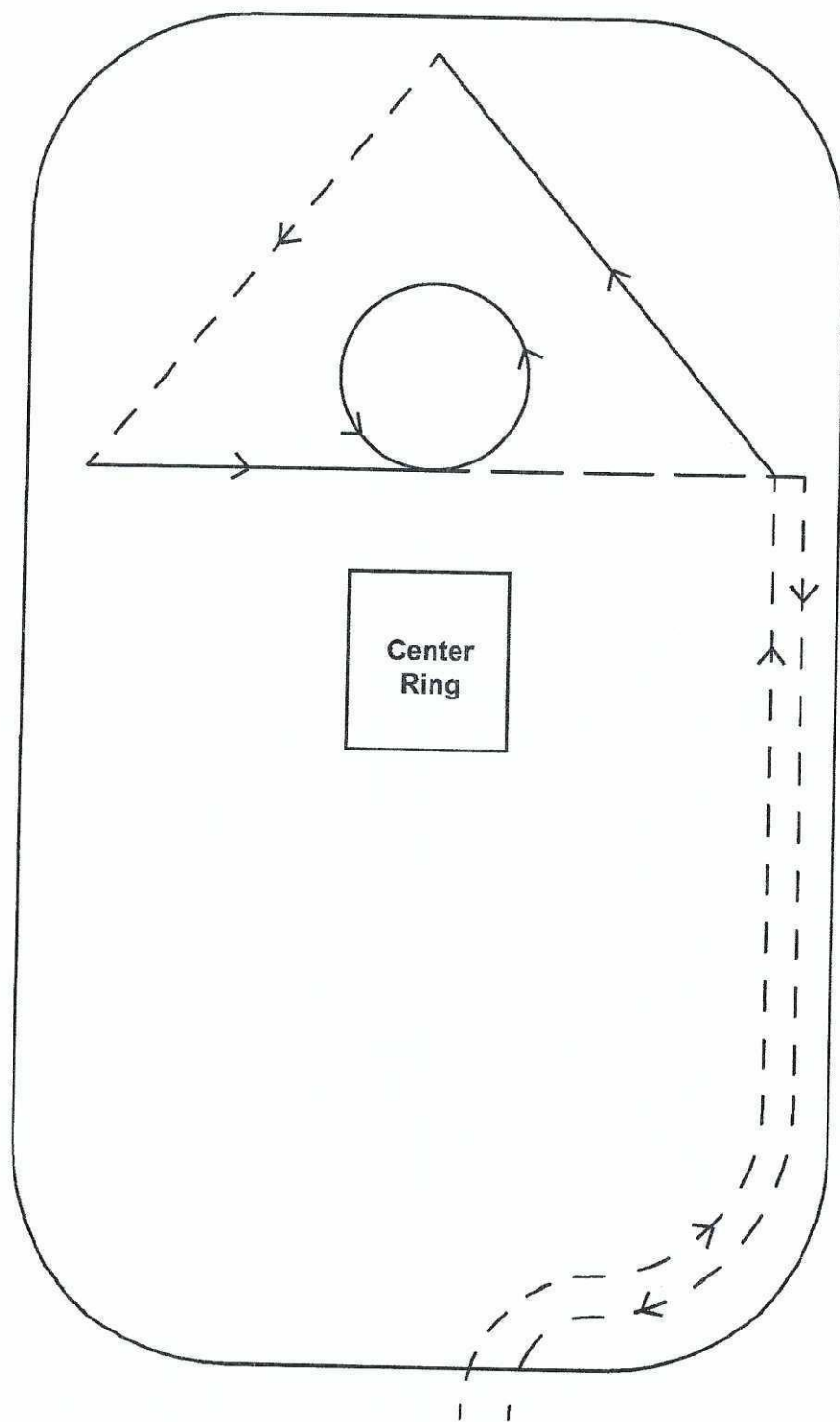
Reverse and canter on the right lead one-half the length of the straightaway. Halt.

Trot on the left diagonal the remainder of the straightaway. Return to the lineup without stopping.

	Stop / Halt
	Canter
	Trot
	Walk
	Back
	Marker
	Lineup

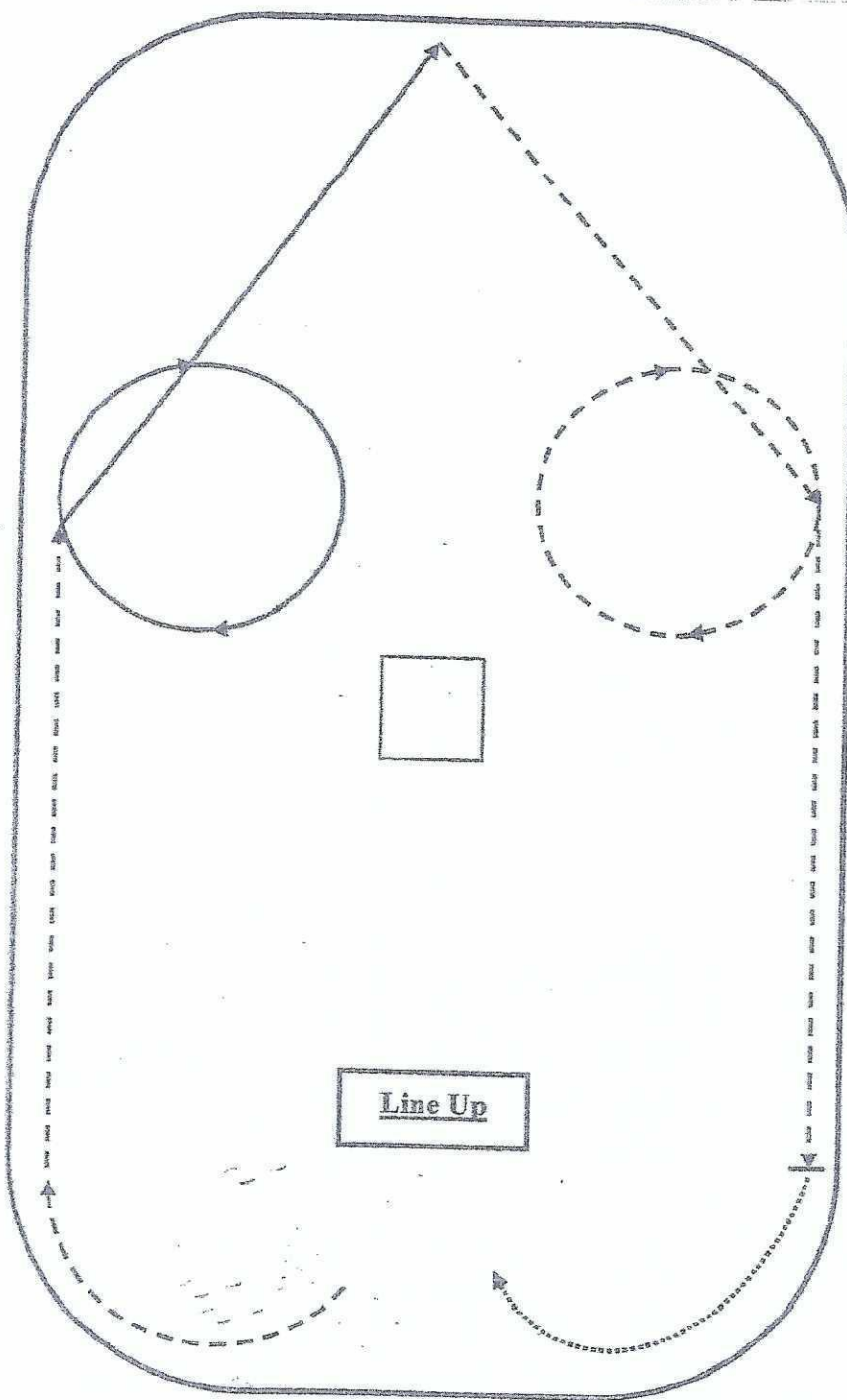
Class 396

WC Saddle Seat Classic Equitation 13 & Under



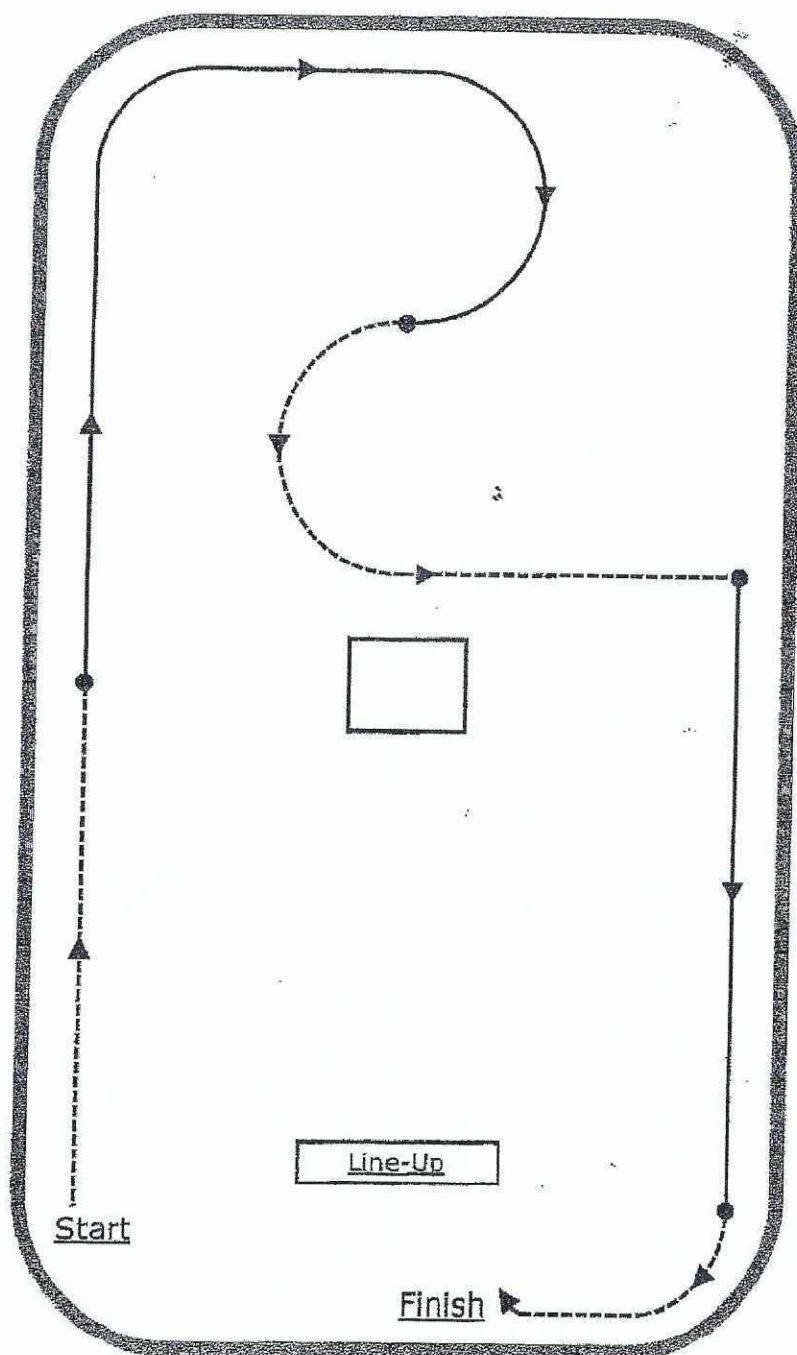
1. Enter the ring and trot down the rail to a point $\frac{2}{3}$ of the way down the rail. Stop.
2. Turn left. Canter on the right lead to the midpoint of the turn. Stop.
3. Turn left. Trot on the right diagonal to a point $\frac{1}{3}$ of the way down the rail. Stop.
4. Turn left. Canter on the left lead to the midpoint of the ring and continue cantering a circle.
5. Upon completion of the circle, transition to the walk and walk to the rail. Stop.
6. Turn right. Trot down the rail on the correct diagonal and out of the ring.

CLASS # 398 WC Saddle Seat Classic Equitation 14-17



1. Trot from the line-up down the rail to your left to the 2/3 point. Halt.
2. Canter a circle to the right on the right lead and continue on a diagonal line to the center of the far turn. Halt.
3. Pivot to your right and drop your irons. Trot a diagonal line to the 1/3 point of the opposite rail on the left diagonal.
4. Continue trotting a circle to the right.
5. Change to the right diagonal and trot the rest of the straightaway. Halt. Pick up your irons.
6. Return to the line-up at a walk.

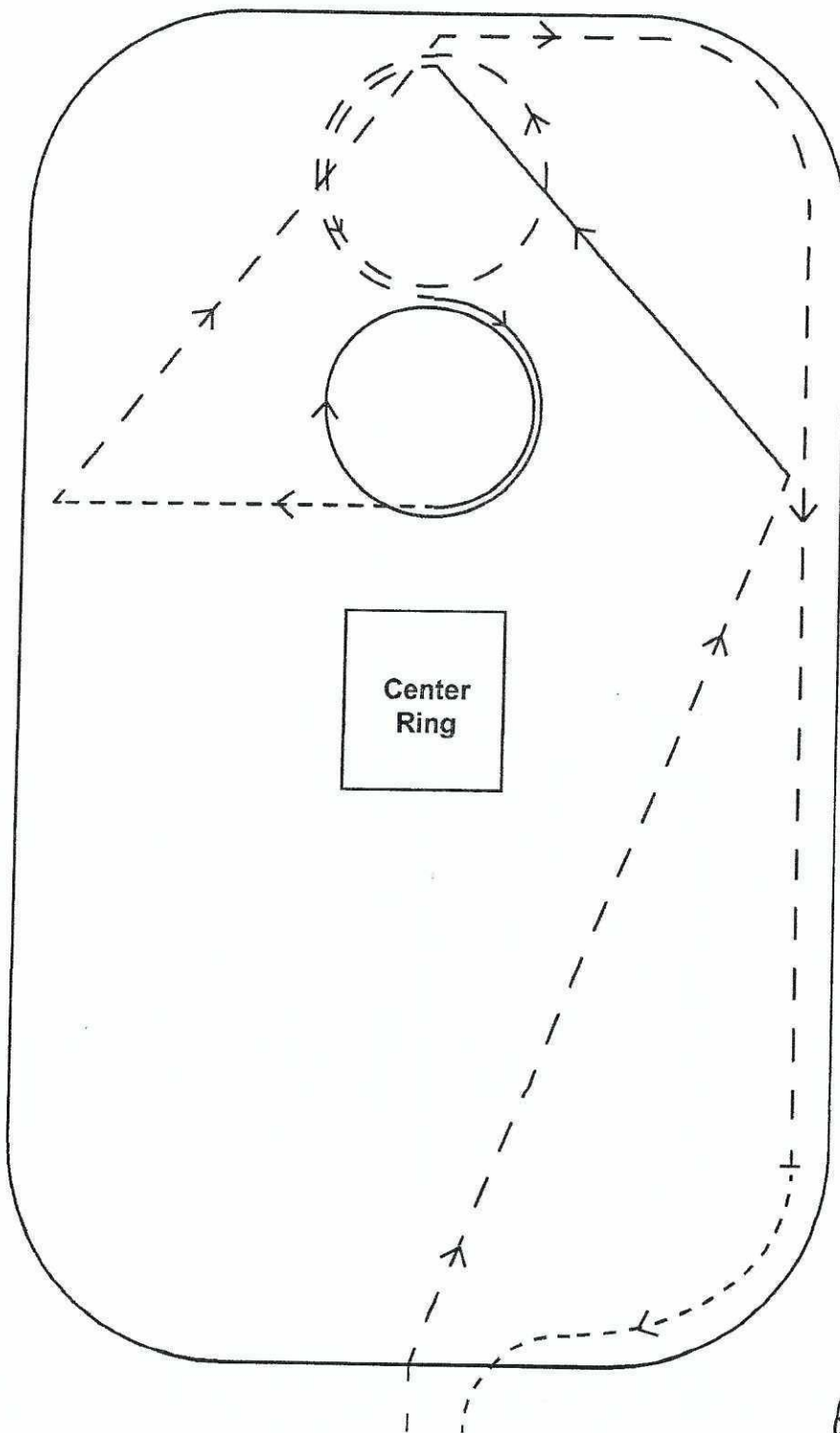
2023 Grand National & World Championship Horse Show
WC Saddle Seat Equitation 13 & Under
Class #397



1. On the rail to the left trot to the mid-point of the rail on the left diagonal. Halt.
2. Canter to the center of the turn on the right lead and continue to canter a half-circle to the right. Halt.
3. Trot a half-circle to the left on the right diagonal and continue trotting a straight line to the rail. Halt. Pivot right.
4. Canter to the end of the rail on the right lead. Halt. Return to the line-up.

Class 399

WC Saddle Seat Equitation 14-17



1. On the left diagonal, trot a diagonal line to a point 2/3 of the way down the rail. Stop.

2. Turn left. Canter to the mid point of the turn showing one lead change, beginning on the right lead. Stop.

3. Turn left. Trot a circle and a half to the left. Stop.

4. Canter a circle and a half to the right. Transition to the walk. Walk to the rail. Stop.

5. Pivot right. Trot on a diagonal line to the midpoint of the turn on the right diagonal. Stop.

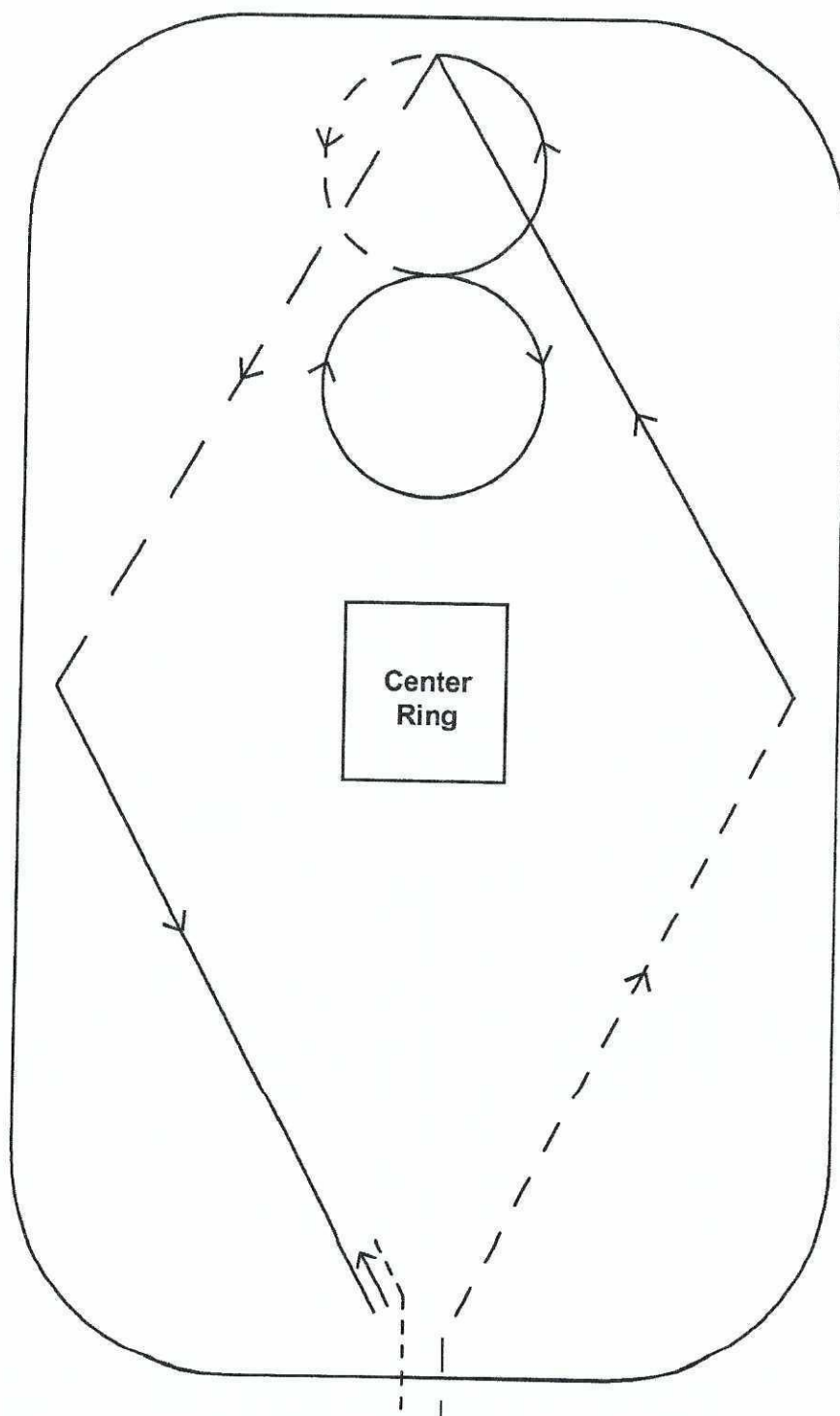
Turn right
6. ~~Pivot left~~ so you're on the rail. Drop irons. Trot around the turn and down the rail on the correct diagonal. Stop.

7. Retrieve irons. Exit the ring at a walk.

Revised 10/8/23

Class 318

AMHA Western Seat Gold Medal Preliminary



1. From the gate, jog to the midpoint of the rail. Stop.

2. Turn left. Lope to the midpoint of the turn showing one simple change of lead, starting on the left lead. Stop.

3. Execute a 2 loop serpentine: Jog the first loop to the left, lope the second loop to the right.

4. Without stopping, execute a second 2 loop serpentine. Lope the first loop to the right and lope the second loop to the left showing a simple change of lead. Stop.

5. Turn left. Perform an extended jog to the midpoint of the rail. Stop.

6. Turn left. Lope back to the gate on the right lead. Stop.

7. Back 4 steps. Exit the arena at a walk.

Class 89 AMHA Western Seat Gold Medal Finals

Be ready at marker A.

Lope a diagonal line on right lead half way to marker B. Stop.

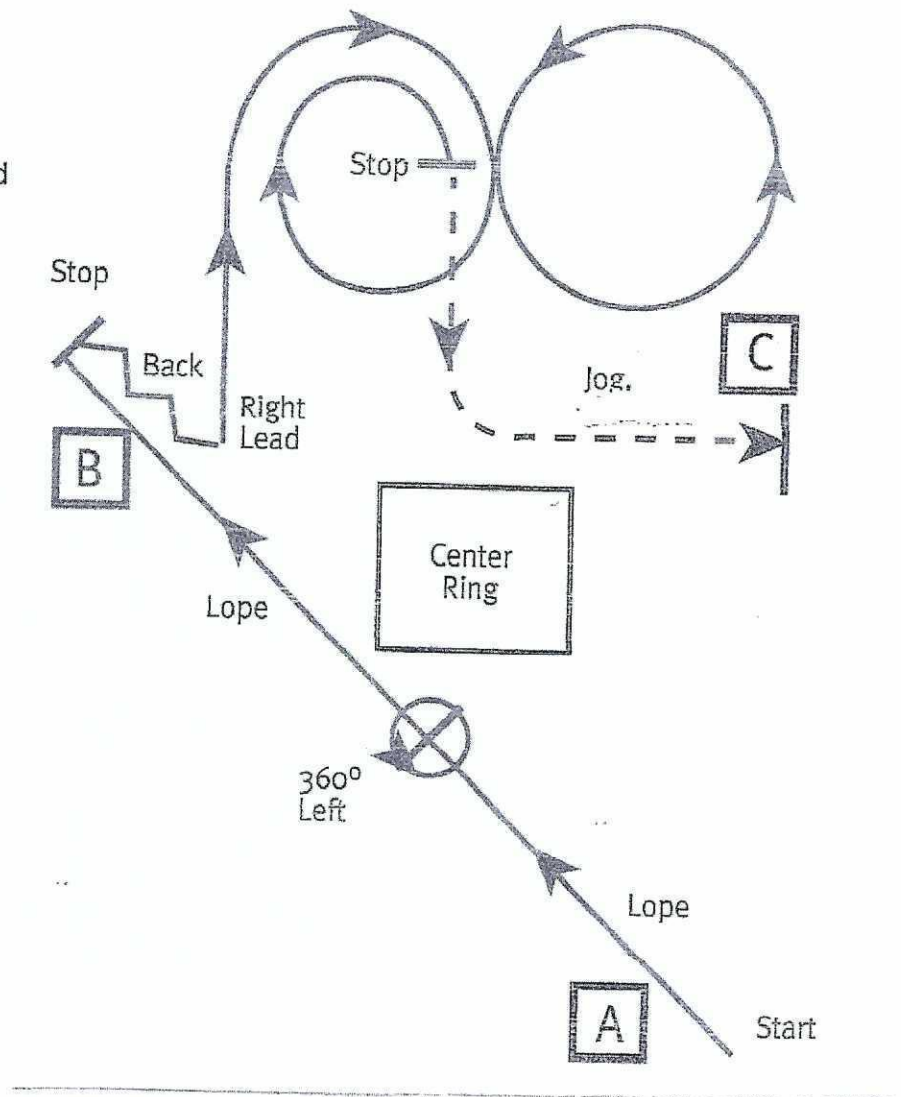
Pivot 360-degrees on hindquarters to the left.

Lope remainder of diagonal line to Marker B on left lead.

Stop at marker B. Back approximately five (5) steps.

Reposition to pick up right lead and lope a figure eight, crossways, at top end of arena with two (2) simple changes of lead. Close up figure eight and stop.

Jog to marker C and continue at a jog exiting the arena.



2023 Grand National & World Championship Horse Show

WC Western Seat Equitation Adult

Class #390

Be ready at A.

Lope on the left lead to B and stop.

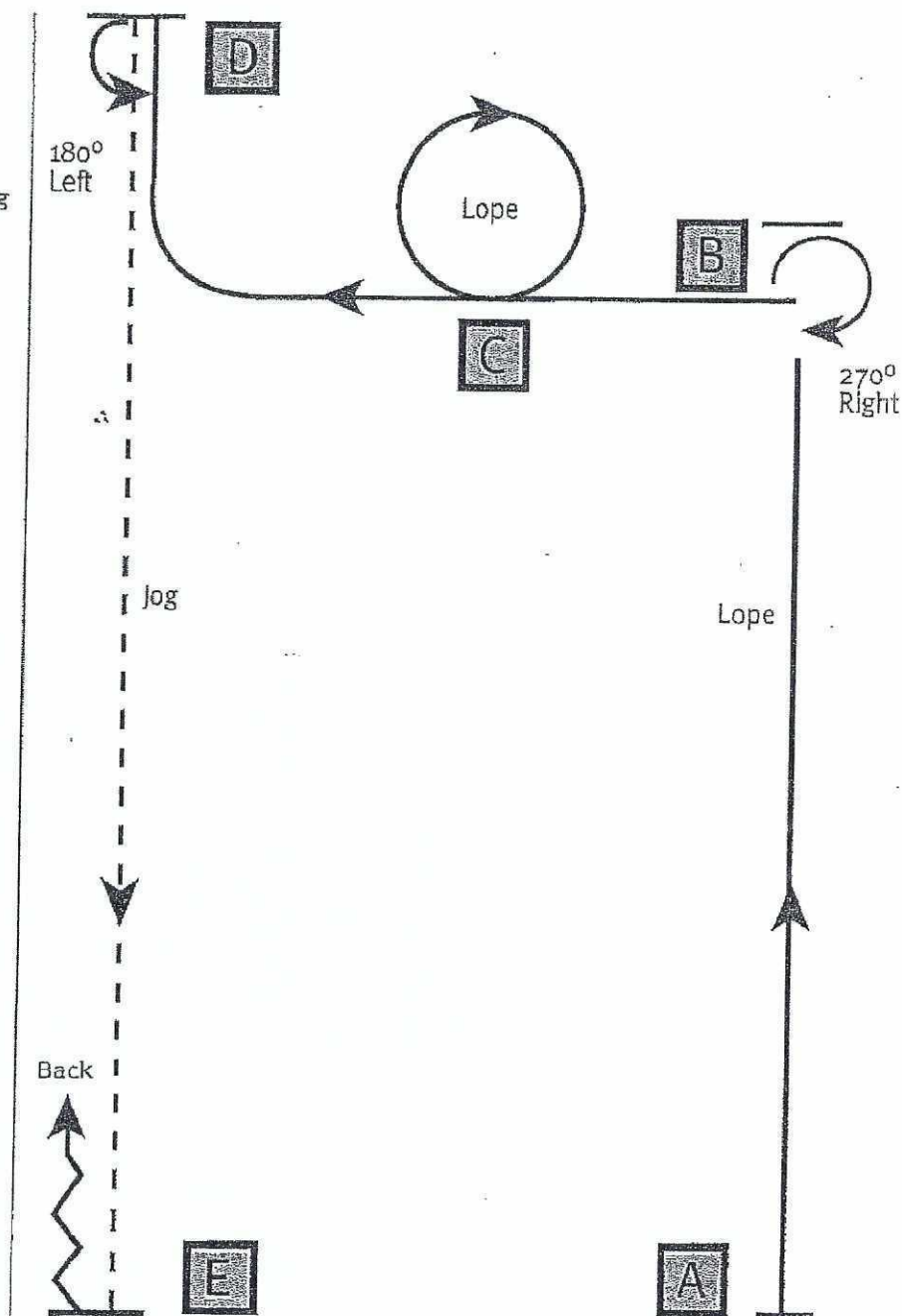
Execute 270-degree turn to the right.

Lope on the right lead to C, continuing at the lope, make a small circle continuing to D and stop.

Execute a 180-degree turn to the left.

Jog to E. Stop and back ten feet.

Return to line or exit at a jog.



CLASS # 394 WC Western Seat Equitation 13 and Under

Be ready at marker A.








Lope a two loop serpentine beginning on the right lead showing one simple change (walk or jog) of lead.

Stop at marker C turn 180-degrees on haunches to the right.

Lope on right lead to marker D.

Stop at marker D and back four steps.

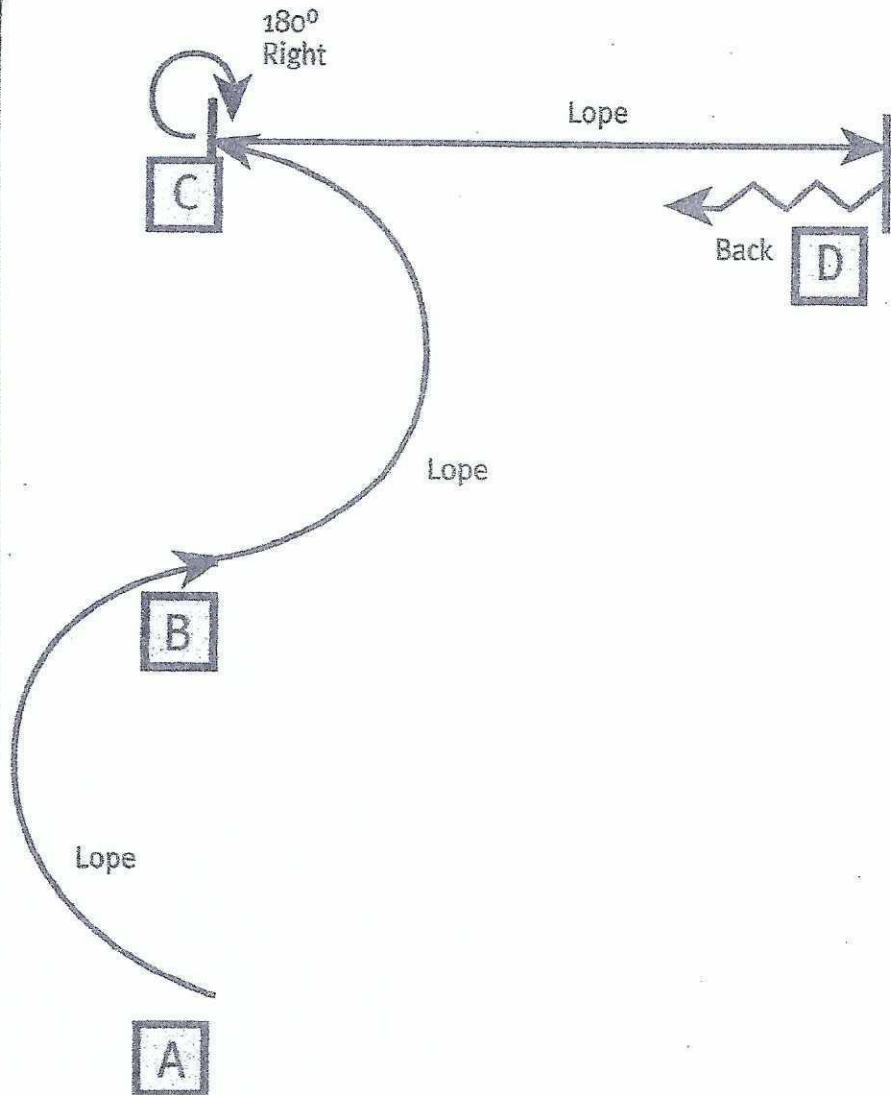
Return to the lineup at the jog or exit arena at the jog.

	Stop / Halt
	Lope
	Jog
	Walk
	Back
	Marker
	Lineup

This pattern may only be used for:

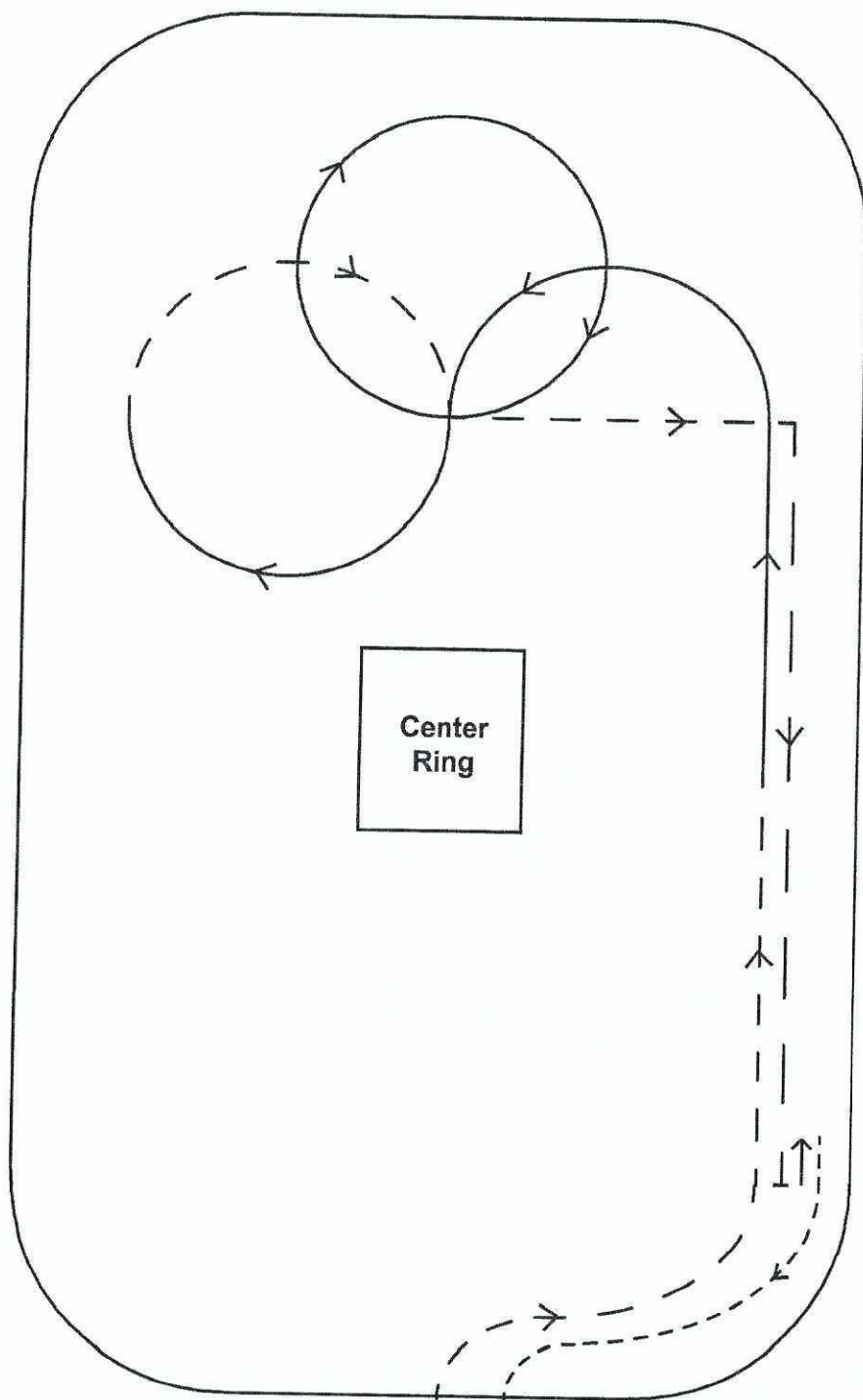
- 13 & Under
- 14 - 18
- 18 & Under
- 19 & Over

If used at a Regional or National Show, pattern may not be run from the lineup.



Class 389

WC Western Seat Equitation 14-17



1. Enter the ring at a jog. Halfway down the rail, transition to the lope on the left lead.

2. At a point 3/4 of the way down the rail, lope a 2 loop serpentine across the ring showing a simple change of lead.

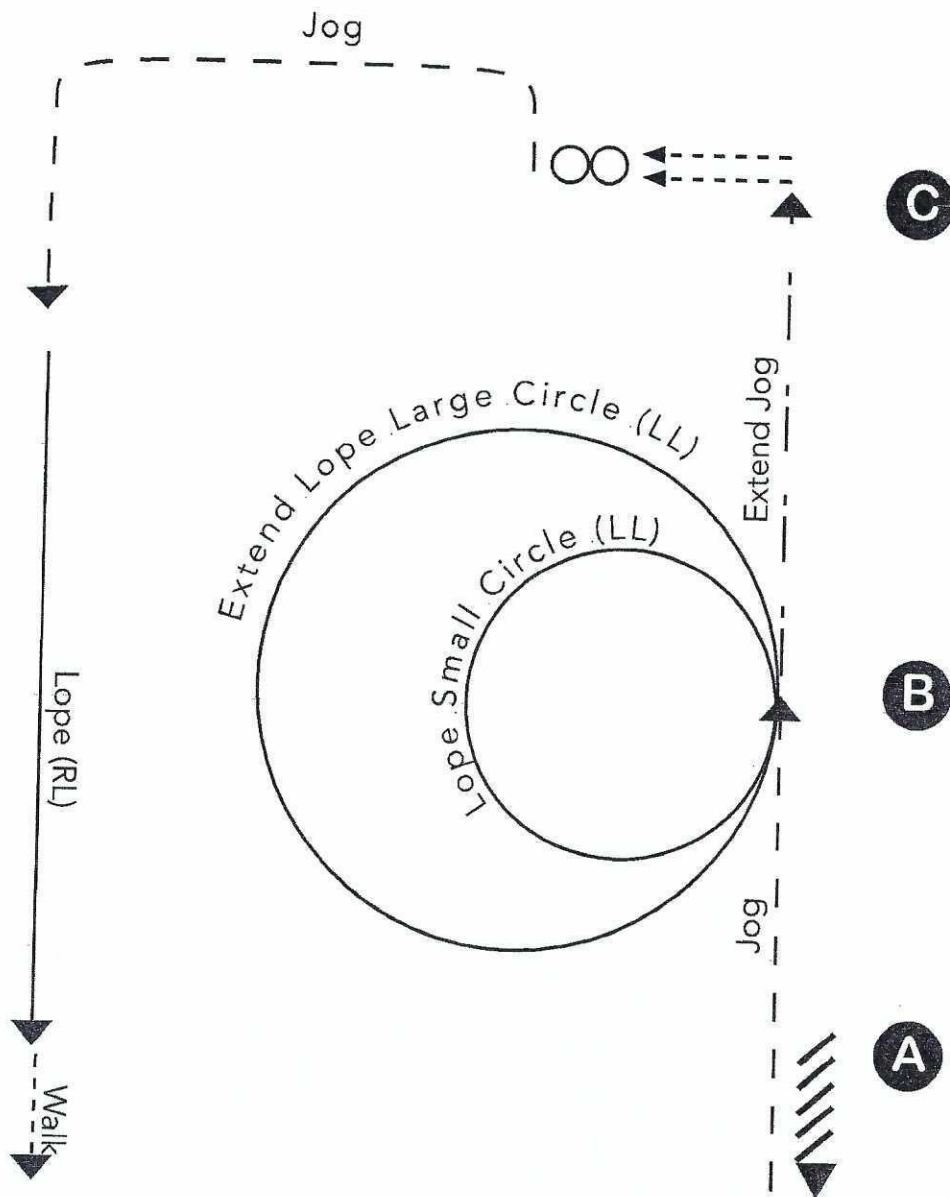
3. Transition to the jog. Jog half a circle to the right into center ring. Halt.

4. Turn right 90°. Lope a circle to the right on the right lead. Halt.

5. Turn left 180°. Jog to the rail. Halt.

6. Turn right 90°. Extended jog to the end of the rail. Halt.

7. Back 4 steps. Exit the ring at a walk.



1. BE WAITING AT "A"
2. Back a horse's length
3. Jog to "B"
4. At "B" lope a small, circle (LL) and then large circle at the extended lope.
5. Extend the jog from "B" to "C". Stop
6. Sidepass Left
7. Execute a full turn on the hindquarters each direction.
8. Jog as drawn.
9. Lope (RL). Walk when even with "A" and exit arena.