



**Grand National &  
World Championship  
Morgan Horse Show®**

**SHOWMANSHIP  
PATTERNS**

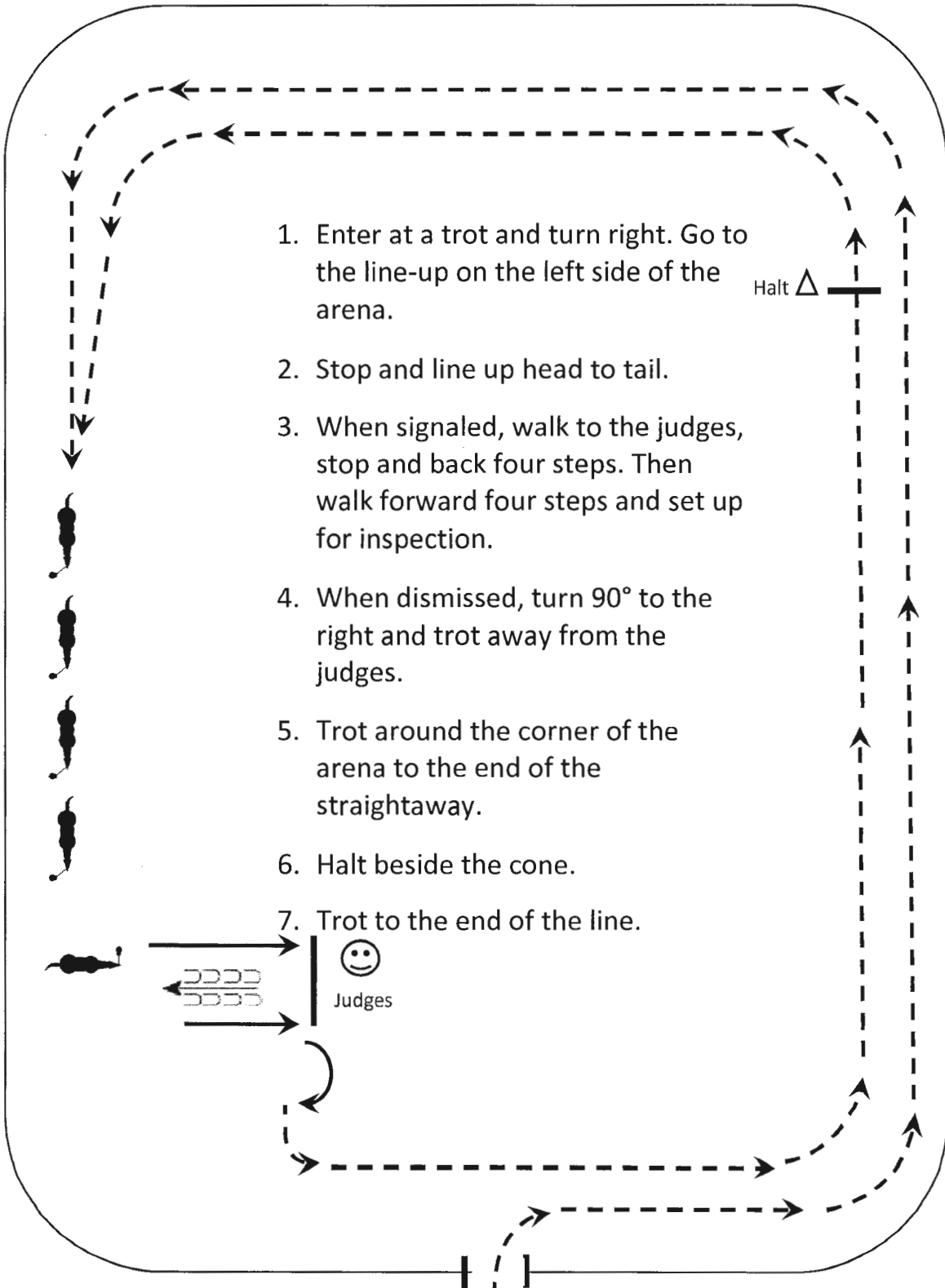
# Fitting and Showmanship

Show: Grand National & World Championship Morgan Horse Show

Session: Saturday, October 8<sup>th</sup> – 1:00pm Performance Arena

Class: Grand National Fitting and Showmanship 9 & Under Class # 312


← Revolving Line-Up ← (Line moves forward as each horse is presented to the judge.)





Be ready at A.

1. When acknowledged, walk half way to Judge.
2. Stop and perform a 1 ¼ turn.
3. Back approximately one horse length.
4. Walk until even with judge.
5. Trot in a half circle until even with Judge.
6. Perform a ¼ turn, stop and set up for inspection.
7. When dismissed, perform a ¼ turn and walk straight away from judge.

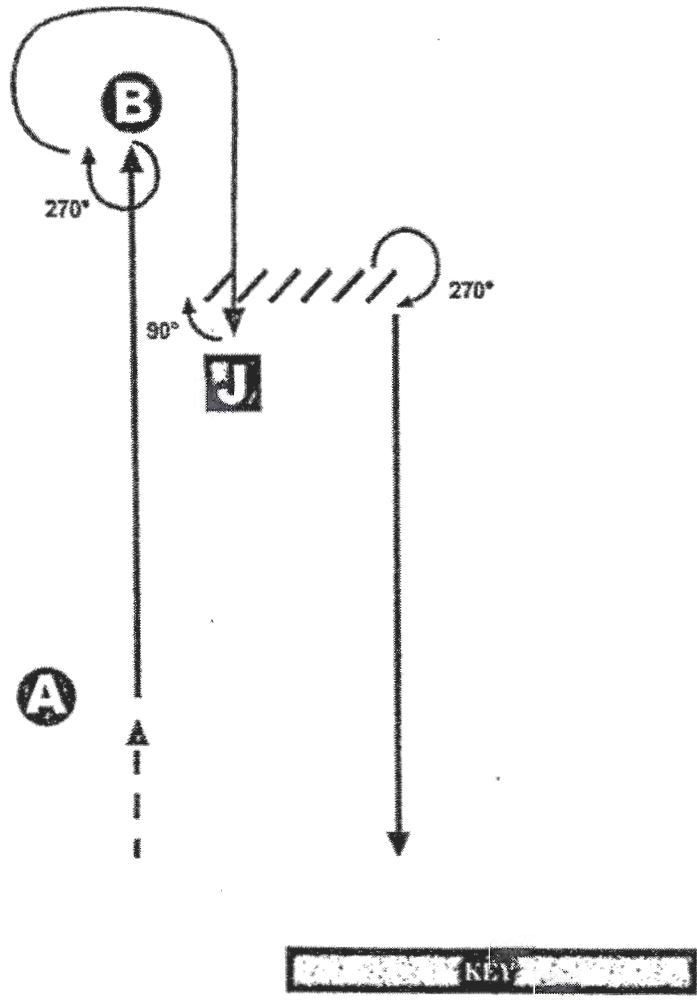


**GN FITTING & SHOWMANSHIP 10-13**

**CLASS #313**

1. Begin before A. Walk to A.
2. At A, begin trot and continue to B.
3. At B, stop. Execute a 270 degree turn.
4. Trot around B to Judge. Stop. Set up for inspection.
5. When excused execute a 90 degree turn. Back.
6. Execute a 270 degree turn and trot away.
7. Exit at a trot.

Follow the instructions of your ring steward.



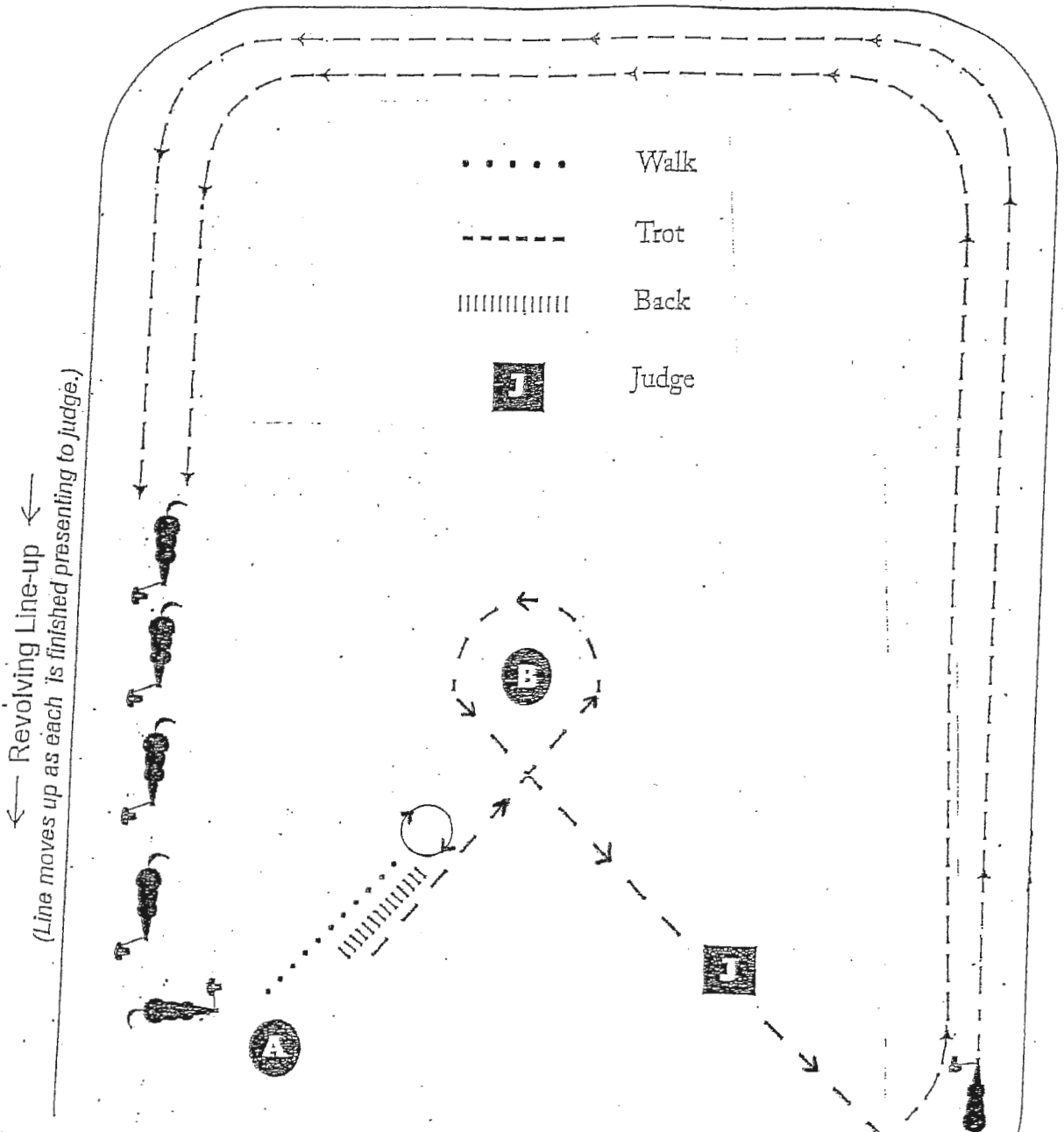
- WALK
- TROT
- ////// BACK
- J JUDGE
- A MARKERS

# Fitting & Showmanship

Show: Grand National & World Championship Morgan Horse Show

Session: Saturday, October 8<sup>th</sup> – 1:00pm Performance Arena

Class: GN Fitting & Showmanship Adult Class # 315



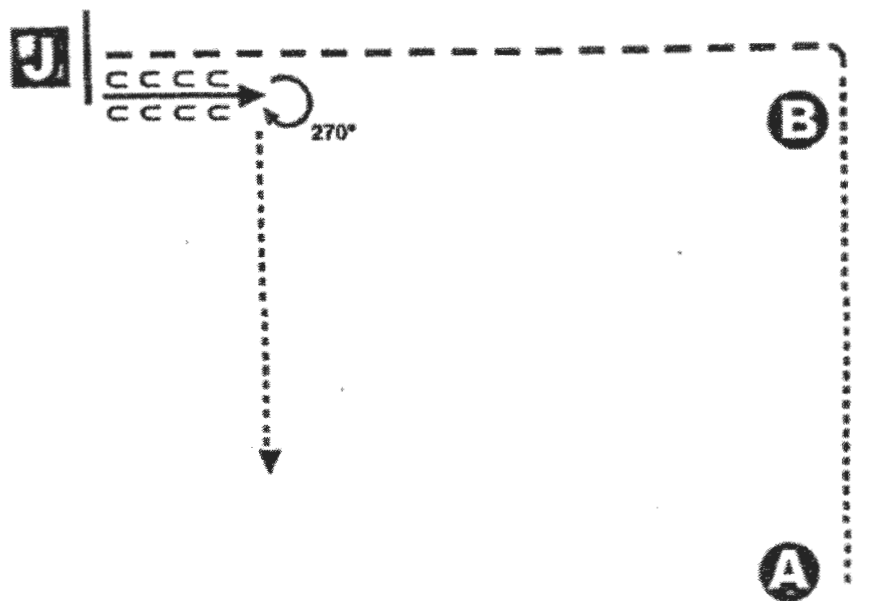
1. Start at A.
2. Walk halfway to B.
3. Stop, execute 360° turn, back 4 steps.
4. Trot to and around B and to Judge J.
5. Stop, set up for inspection.
6. When dismissed, trot away from the judge and continue trotting to the end of the lineup.

Class 339  
WC Fitting & Showmanship 13 & Under

Be ready at A.

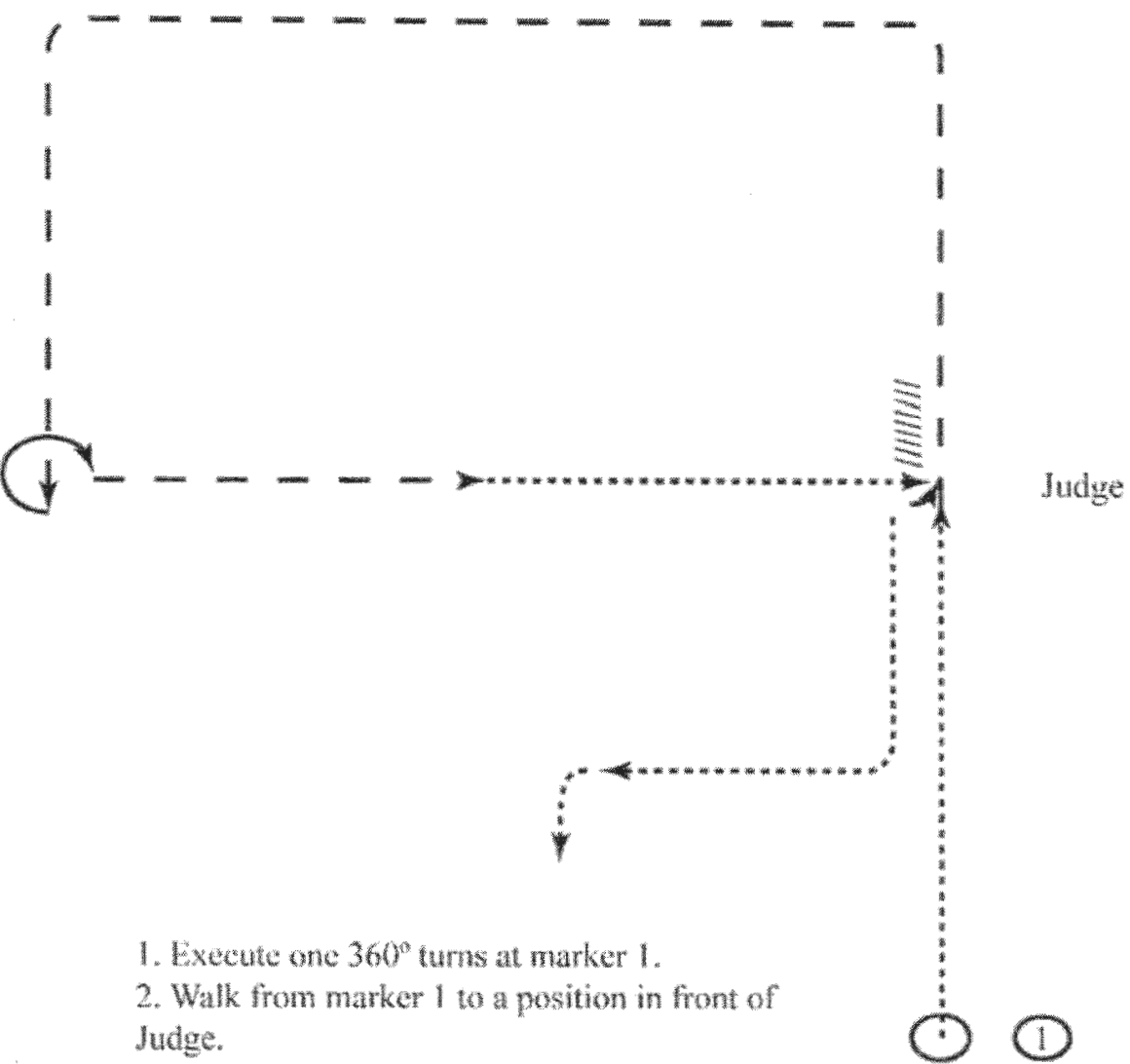
1. Walk to B.
2. Trot around B and to judge.
3. Stop and set up for inspection.
4. When dismissed, back one horse length.
5. Turn 270 degrees and walk straight off.

Follow the instructions of your ring steward.



KEY

- ..... WALK
- TROT
- ← BACK
- J** JUDGE
- B** MARKER



1. Execute one 360° turns at marker 1.
2. Walk from marker 1 to a position in front of Judge.
3. Set up, hesitate and trot straight away.
4. Trot two corners and stop.
5. Execute 3/4 turn to the right.
6. Trot half way to the Judge.
7. Walk halfway to the Judge.
8. Stop and set up for inspection.
9. After inspection, turn 1/4 to the right.
10. Back two horse lengths.
11. Walk or jog to exit.

**WORLD CHAMPIONSHIP**

**FITTING & SHOWMANSHIP 14-17**

**CLASS #338**