




**Grand National &
World Championship
Morgan Horse Show®**

**EQUITATION
PATTERNS**

GRAND NATIONAL & WORLD CHAMPIONSHIP MORGAN HORSE SHOW

Class 337 - AMHA Hunter Seat on the Flat Medal Preliminary



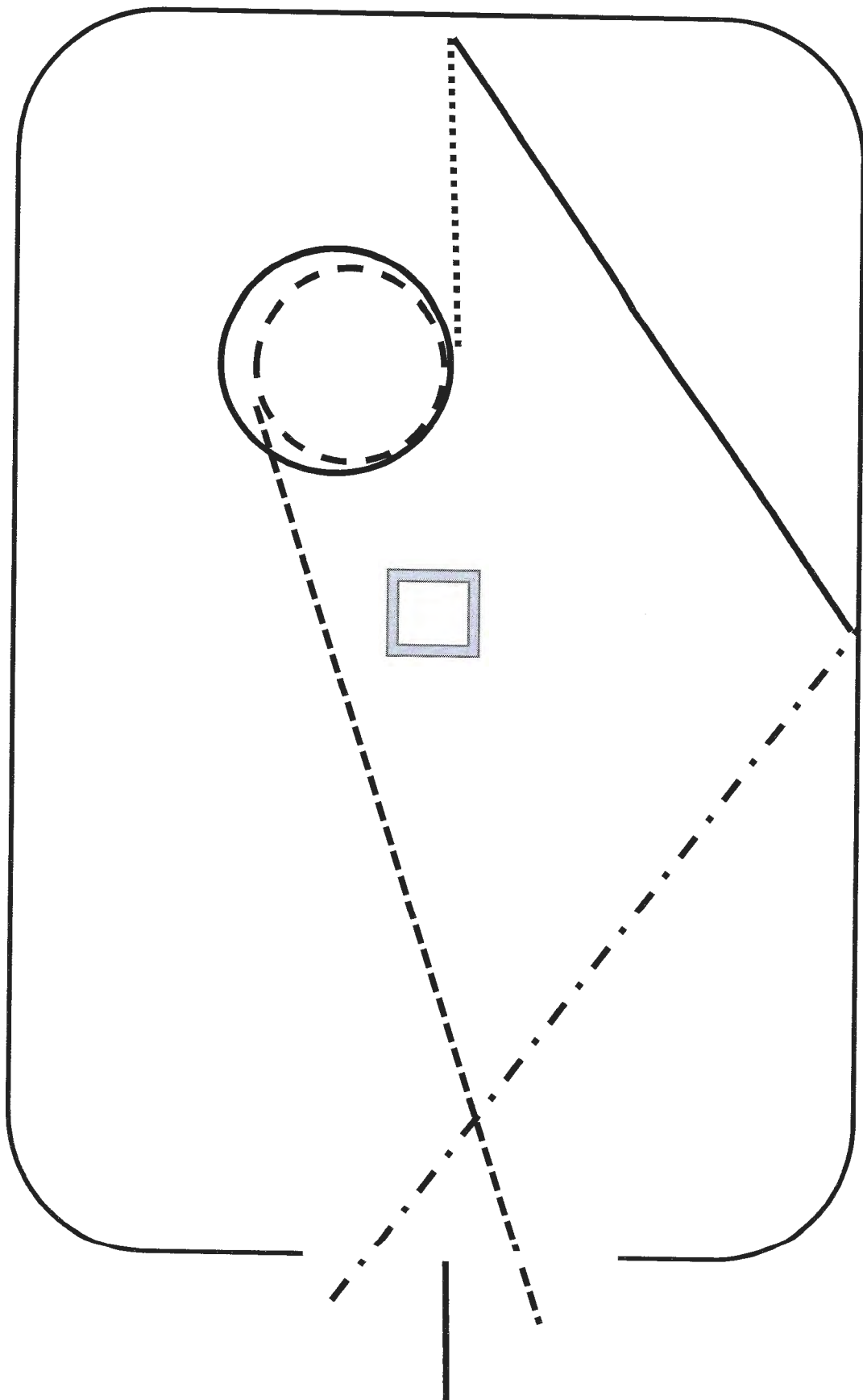
Key

- Walk Back ||||||||||||||||
- Trot - - - - -
- Canter _____

Instructions

1. Right lead canter from A to B.
2. Posting trot on the left diagonal from B to C.
3. Left lead canter at C.
4. When at the top of the arc, transition to a posting trot on the right diagonal to D.
5. Stop and back approximately one horse length at D.
6. Exit the ring at a sitting trot.

1. Enter the ring at a sitting trot and go, in a diagonal line to the halfway point on the rail to your right.
2. Position your horse to canter a diagonal line, on the left lead, to the center point of the far end of the ring.
3. Position your horse toward the judge's stand and walk halfway there.
4. Canter a circle on the right lead.
5. Perform a 180 degree turn on the haunches.
6. Trot one and a half circles on the right diagonal.
7. Without stopping, continue trotting a diagonal line, and exit the ring through the out gate.

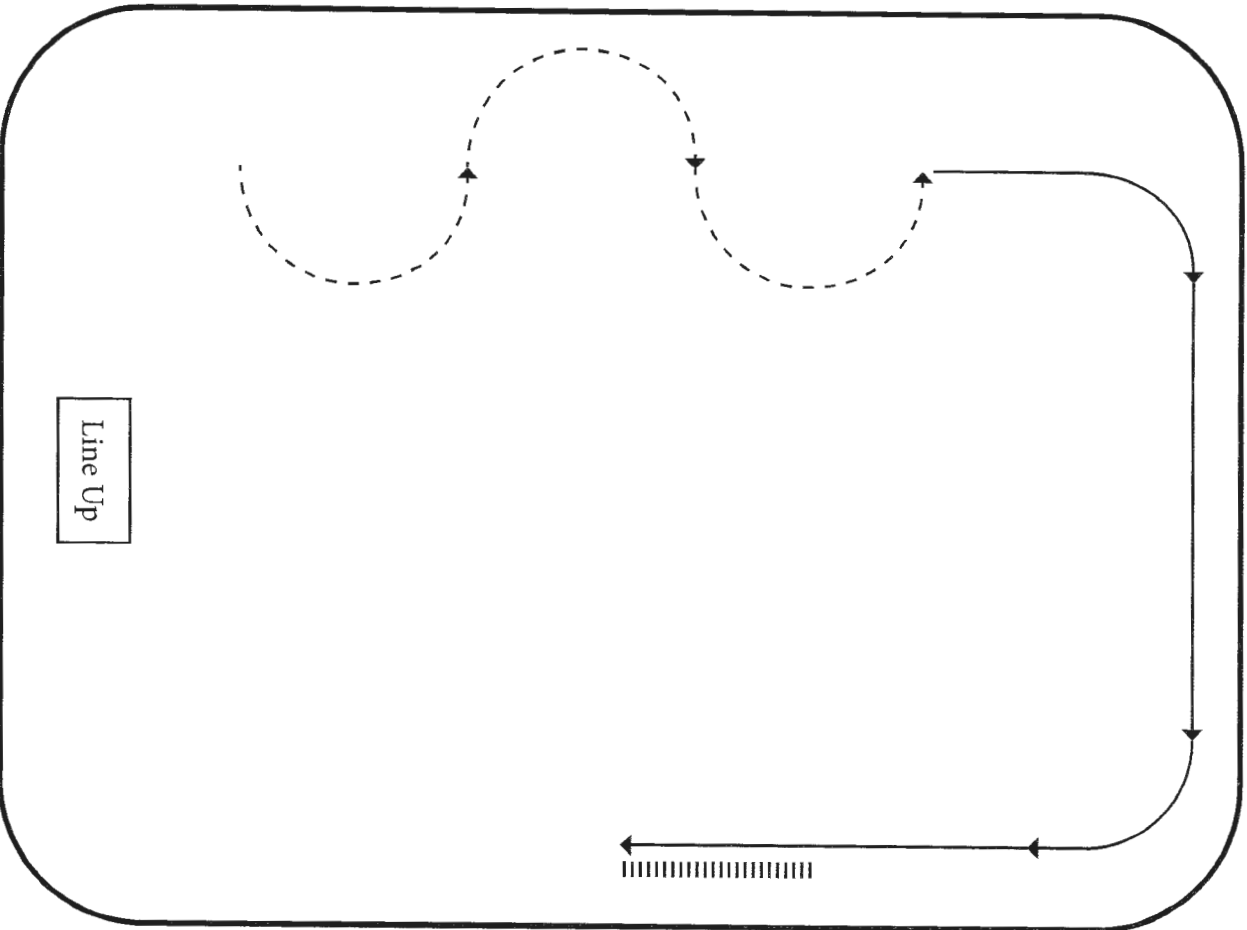


AMHA HUNT SEAT MEDAL FINALS

CLASS #233

GRAND NATIONAL & WORLD CHAMPIONSHIP MORGAN HORSE SHOW

Class 373 – 2022 WC Hunt Seat Adult



Key

Walk Back ||||||||||||||||

Trot - - - - -

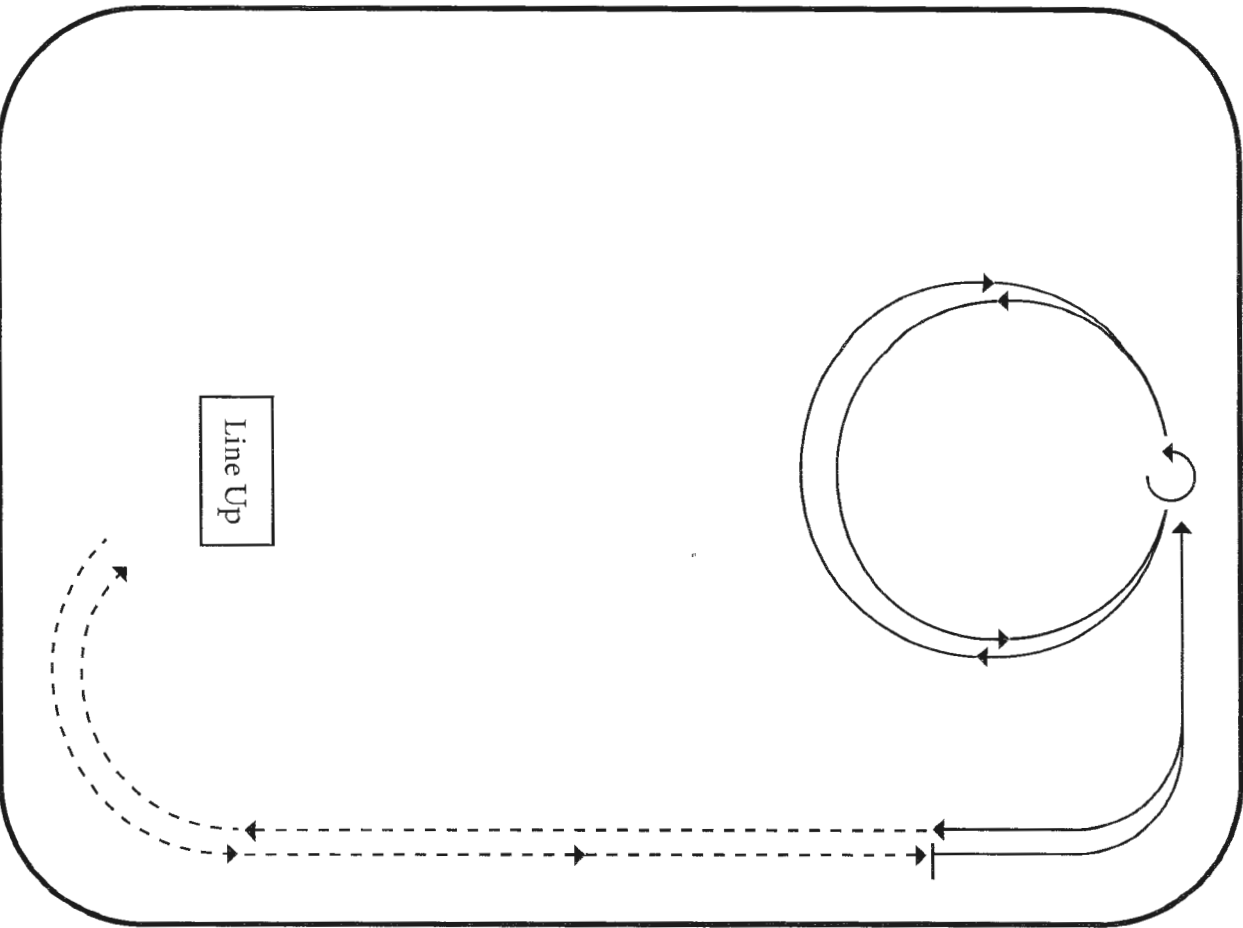
Canter _____

Instructions

1. Trot a 3-loop serpentine. Halt.
2. Pick up the right lead and canter around the end of the arena and down the side of the arena.
3. Halt halfway down the side of the arena and back up.
4. Return to the line up at a sitting trot.

GRAND NATIONAL & WORLD CHAMPIONSHIP MORGAN HORSE SHOW

Class 389 -WC Hunt Seat Equitation 13 & Under



Key

Walk
Trot - - - - -
Canter _____

Instructions

1. From the lineup, trot down the rail to the right to the 3/4 point showing 2 changes of diagonal. Halt.
2. Canter to the center of the turn and continue cantering a circle to the left. Halt.
3. Reverse and canter a circle to the right.
4. Continue cantering around the turn and drop to a trot at the 1/4 point of the straightaway on the left diagonal.
5. Continue at a trot to the end. Return to the lineup.

GRAND NATIONAL & WORLD CHAMPIONSHIP MORGAN HORSE SHOW

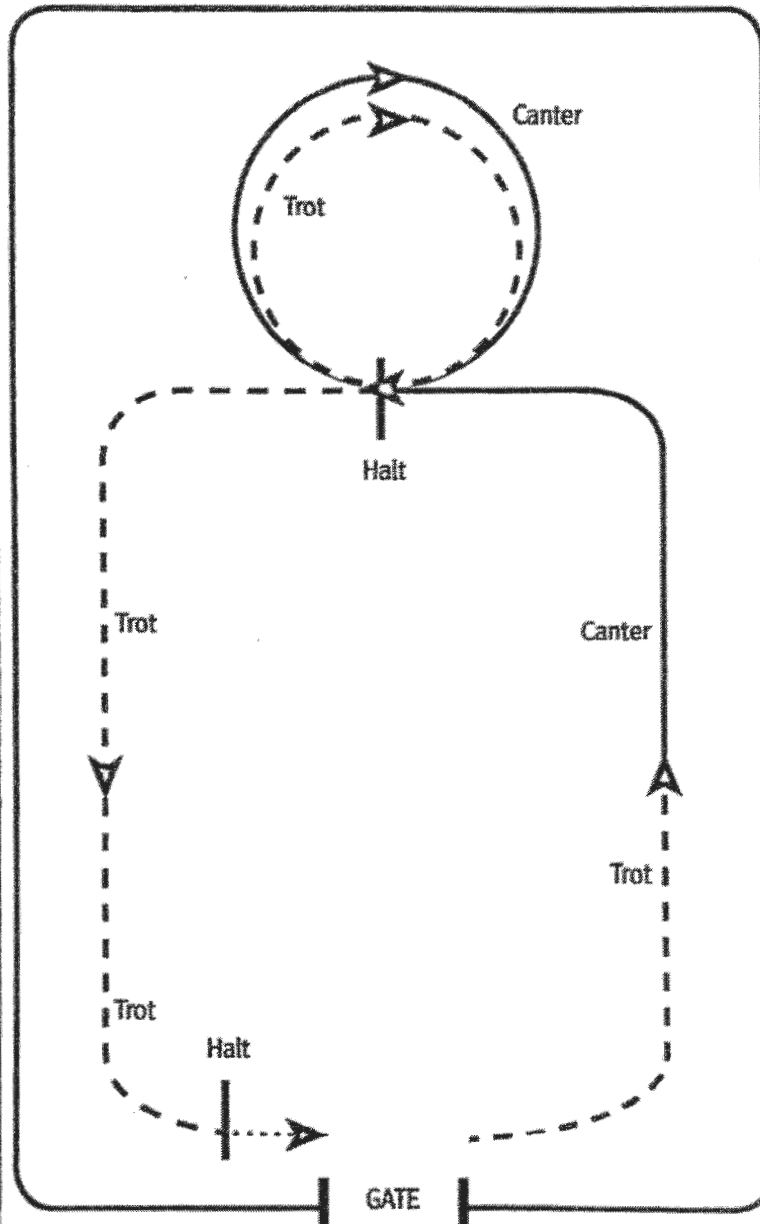
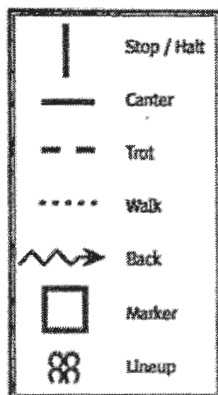
Class 383
WC Hunter Seat Equitation 14-15

Enter at a walk and turn to the right. Drop stirrups and pick up the trot on the correct diagonal.

At approximately one third down the rail, pick up the canter on the correct lead and proceed to the middle of the arena. Halt. Pick up stirrups.

Canter one circle to the right on the correct lead. Break to a trot and trot a circle to the right on the correct diagonal. Continue trotting, showing one change of diagonal, to the gate. Halt.

Exit at a walk or return to the line up at the walk.

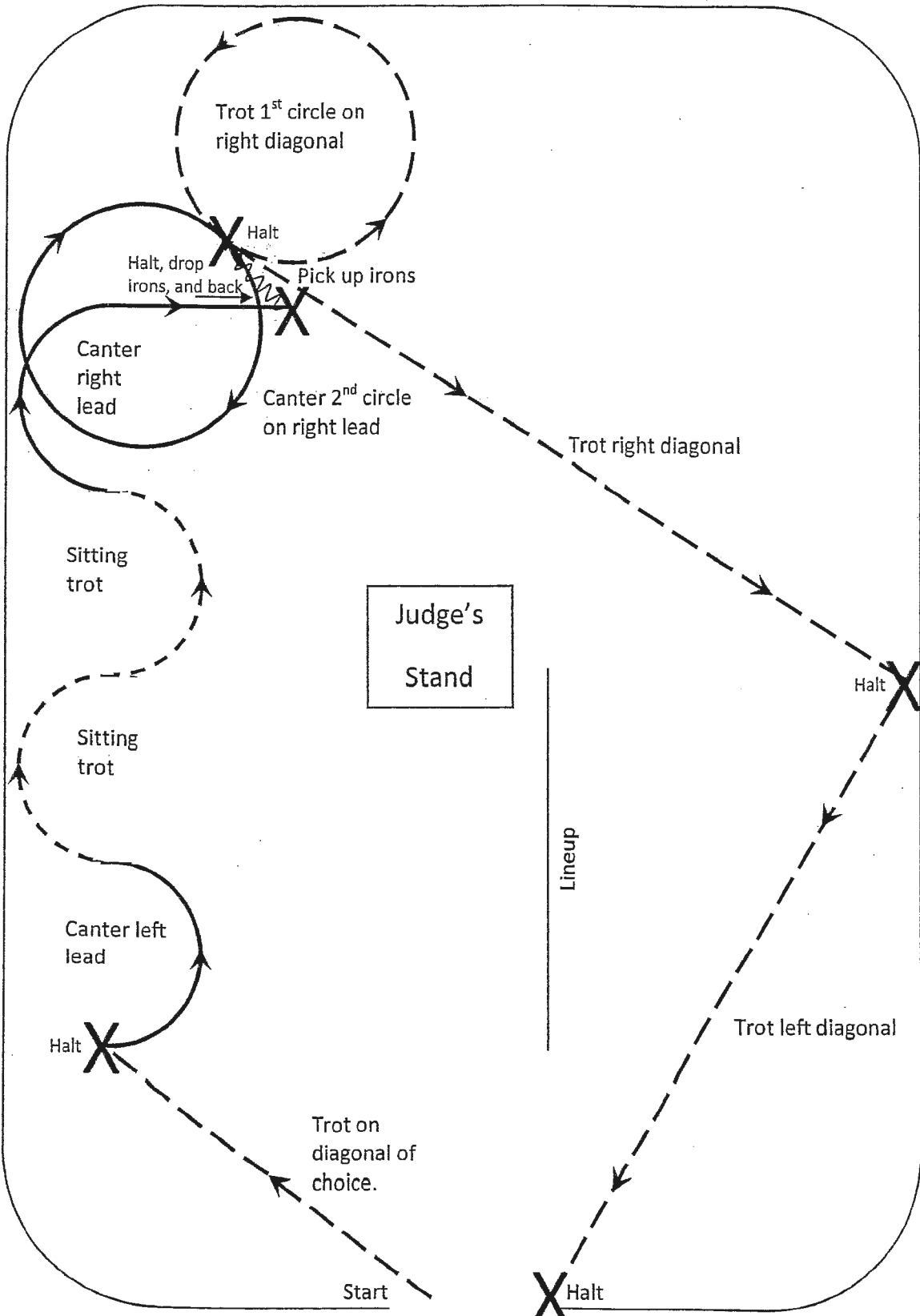


Hunt Seat Equitation

Show: Grand National & World Championship Morgan Horse Show

Session: Thursday, October 13th – 9:00am Performance Arena

Class: WC Hunter Seat On the Flat Equitation 16 & 17 Class # 384 - page 1 of 2



- X = Halt
- = Posting Trot
- - - = Sitting Trot
- = Canter
- ~~~~ = Back

Hunt Seat Equitation

Show: Grand National & World Championship Morgan Horse Show

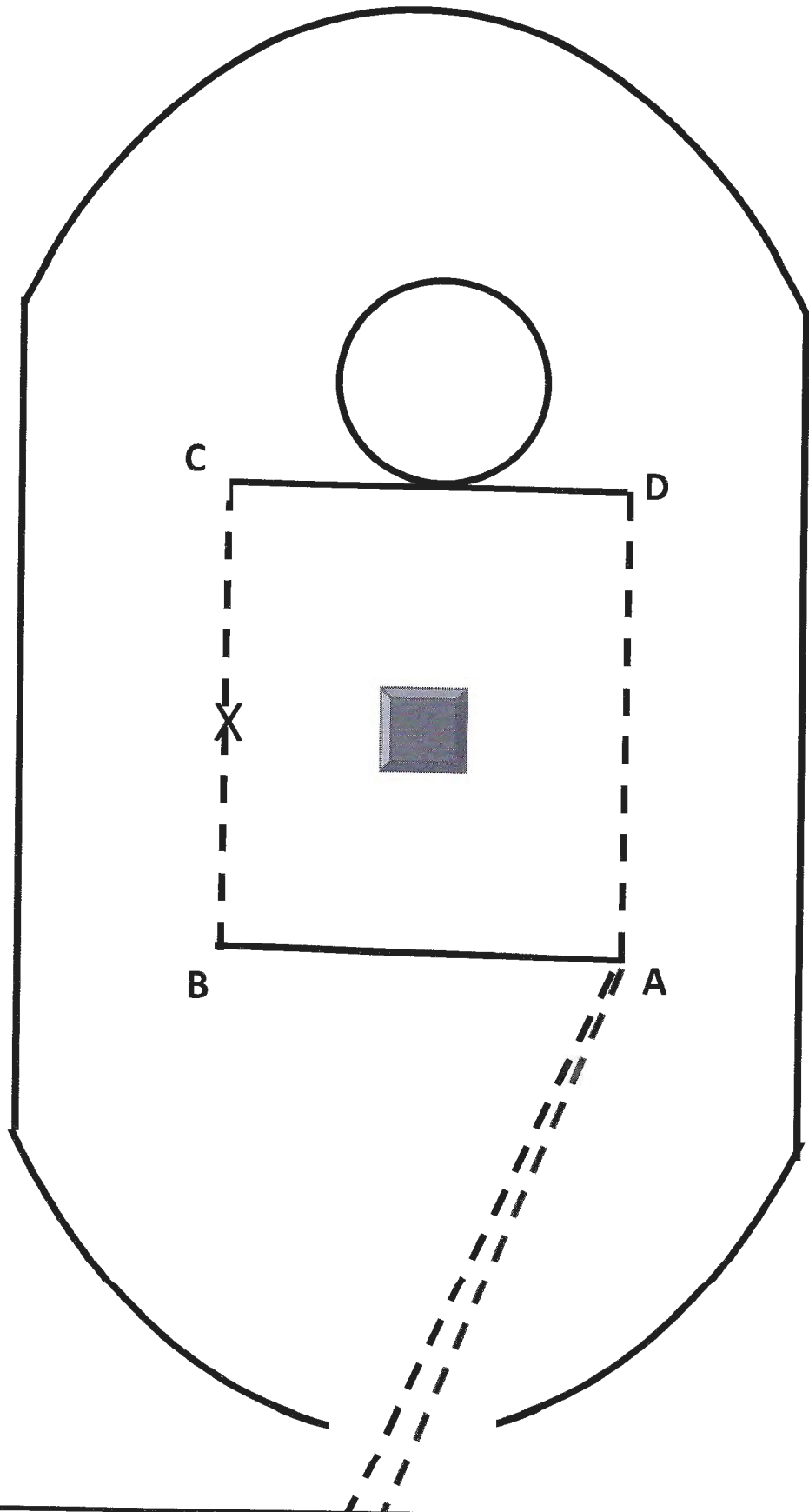
Session: Thursday, October 13th – 9:00am Performance Arena

Class: WC Hunter Seat On the Flat Equitation 16 & 17 Class # 384

page 2 of 2

Trot to the gate and halt. Turn right and trot to the starting point for a serpentine and halt. Pivot to the right. Execute a four $\frac{1}{2}$ circle serpentine. Canter the first $\frac{1}{2}$ circle on the left lead. Trot the second and third $\frac{1}{2}$ circles at a sitting trot. Canter the fourth $\frac{1}{2}$ circle on the right lead. Keep cantering in a straight line a few strides beyond the serpentine. Halt and drop your irons. Back several steps with your horse's haunches to the left. Establish a center point for a figure 8. Trot the first circle to the left at a posting trot on the right diagonal. Canter the second circle to the right on the right lead. Halt and pick up your irons. Trot to the midpoint of the straightaway on the right diagonal. Halt and pivot right. Trot to the gate on the left diagonal. Halt. Return to the lineup at a trot.

1. Enter through the in gate at a trot on the right diagonal and proceed to Point A.
2. Position your horse to canter a straight line on the left lead to Point B.
3. Turn 90 degrees to your right, and trot to C showing one change of diagonal, starting on the left diagonal.
4. At C, turn right, and canter a straight line half the distance to D on the right lead. Stop.
5. Pick up the left lead and canter a circle to your left.
6. Upon completing the circle, continue to canter the rest of the way to Point D.
7. Turn right at D, drop your irons and trot on the right diagonal, closing your square up, stopping at A.
8. Pick up your irons and exit the ring trotting a diagonal line on the left diagonal.



AMHA SADDLE SEAT MEDAL PRELIMINARY

CLASS #359

GRAND NATIONAL & WORLD CHAMPIONSHIP MORGAN HORSE SHOW
Class 155 – AMHA Saddle Seat Gold Medal Finals

Trot from the gate across the rail to your left. Halt

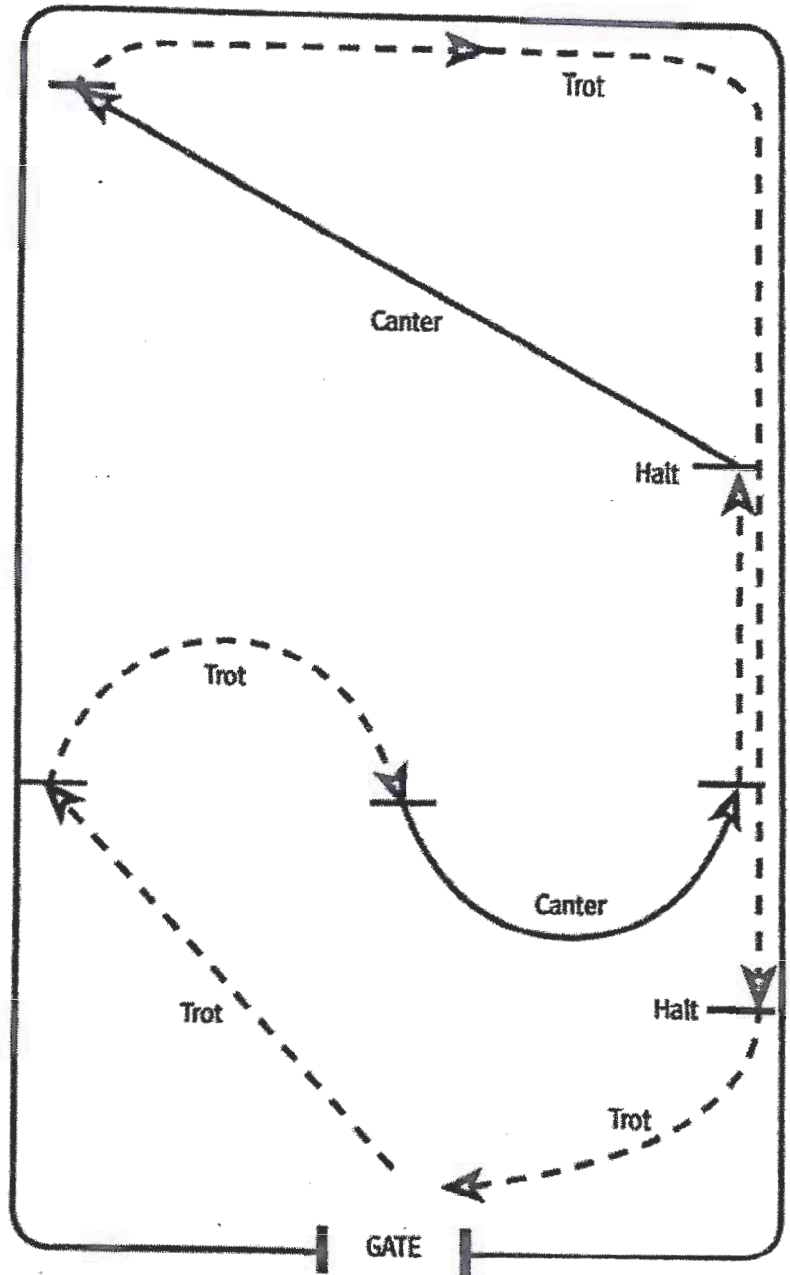

Execute the first loop of a serpentine at the trot and the second loop at the canter. Halt.

Trot on the rail to 2/3 point of the ring on the correct diagonal. Halt.

Turn and canter on the right lead to the rail. Halt.

Turn. Drop irons and trot to the end of the straightaway. Halt.

Pick up irons and exit ring at the trot.

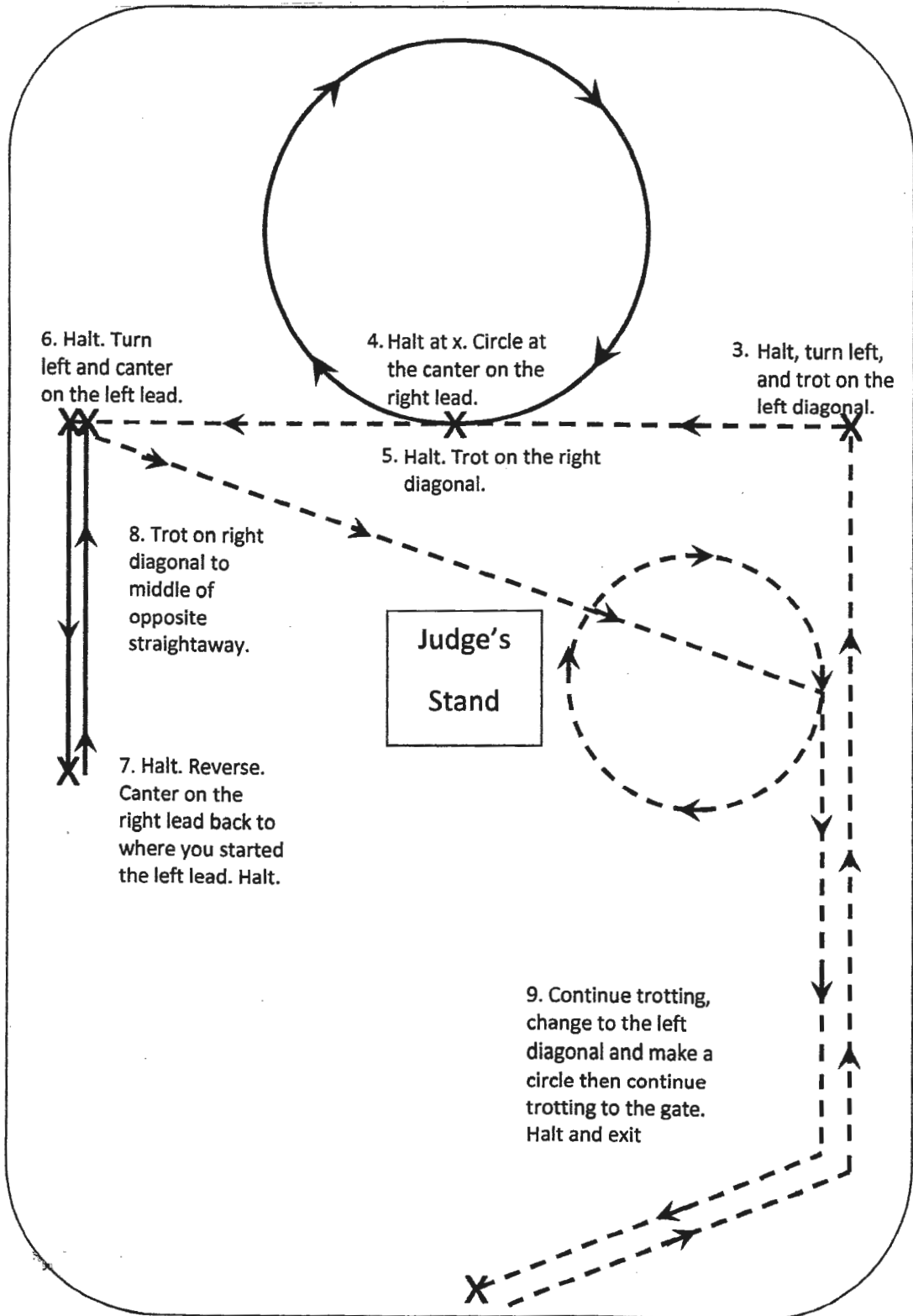


Saddle Seat Equitation

Show: Grand National & World Championship Morgan Horse Show

Session: Thursday, October 13th – 1:00pm Performance Arena

Class: UPHA Morgan Junior Challenge Cup Finals Phase I Class # 385 -page 1 of 2



X =Halt
 --- =Trot
 — =Canter

- 1. Enter the ring at the bottom right, trot on the right diagonal, and go to your right.
- 2. Trot 3/4's of the rail on the right diagonal.
- 3. Halt, turn left, and trot on the left diagonal.
- 4. Halt at x. Circle at the canter on the right lead.
- 5. Halt. Trot on the right diagonal.
- 6. Halt. Turn left and canter on the left lead.
- 7. Halt. Reverse. Canter on the right lead back to where you started the left lead. Halt.
- 8. Trot on right diagonal to middle of opposite straightaway.
- 9. Continue trotting, change to the left diagonal and make a circle then continue trotting to the gate. Halt and exit

Saddle Seat Equitation

Show: Grand National & World Championship Morgan Horse Show

Session: Thursday, October 13th – 1:00pm Performance Arena

Class: UPHA Morgan Junior Challenge Cup Finals Phase I Class # 385 *page 2 of 2*

Enter the ring at a trot on the right diagonal and go to your right. Trot 3/4's the length of the straightaway. Halt. Turn left and face the opposite rail. Trot on the left diagonal on a straight line to the center of the arena. Halt. Canter a circle on the right lead. Halt. Trot on the right diagonal to the rail. Halt. Turn to the left and canter on the left lead 1/2 way to the opposite end of the straightaway. Halt. Reverse. Canter on the right lead back to where you started the left lead. Halt. Trot on the right diagonal to the middle of the opposite straightaway. Continue trotting, change to the left diagonal and make a circle, and continue trotting on the left diagonal to the gate. Halt and exit.

Walk to the beginning of the straightaway to your right. Halt.

Canter the correct lead to midpoint of the straightaway. Halt

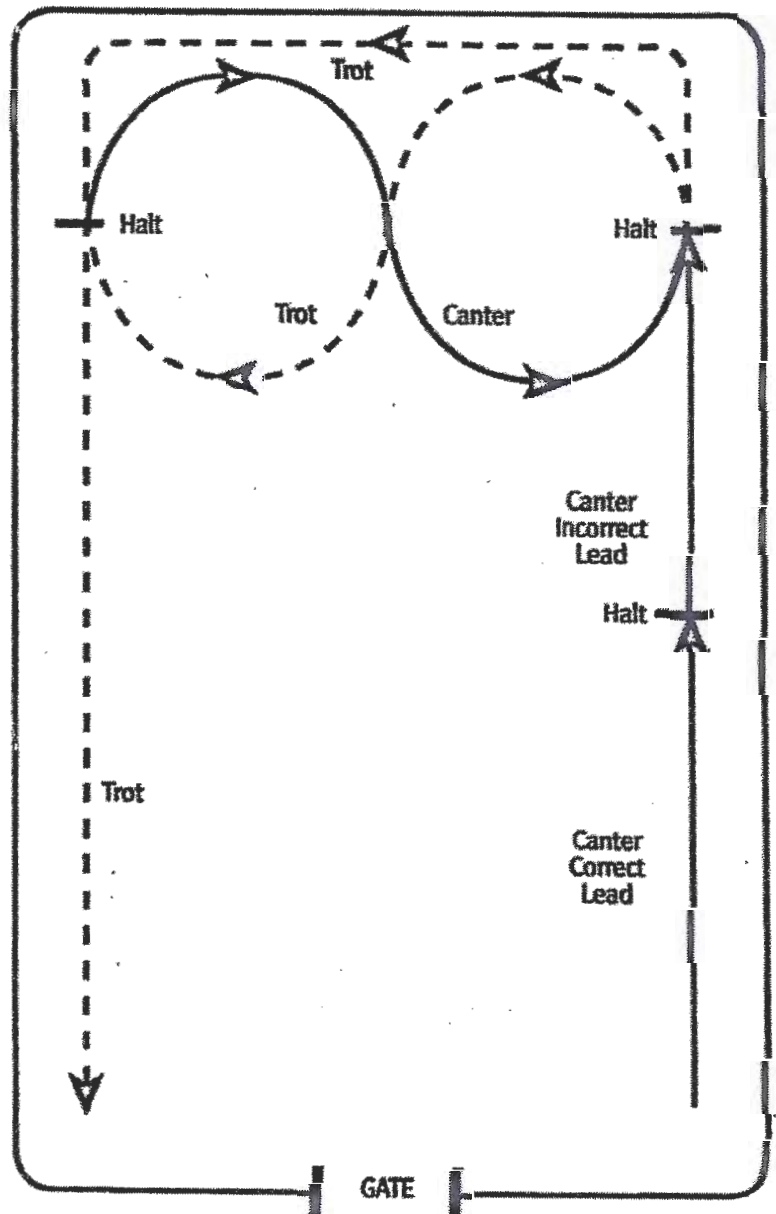

Canter the incorrect lead to the end of the straightaway. Halt

Begin serpentine of two loops at a trot across the end. Halt.

Return across the end performing a serpentine of two loops at a canter across the end. Halt.

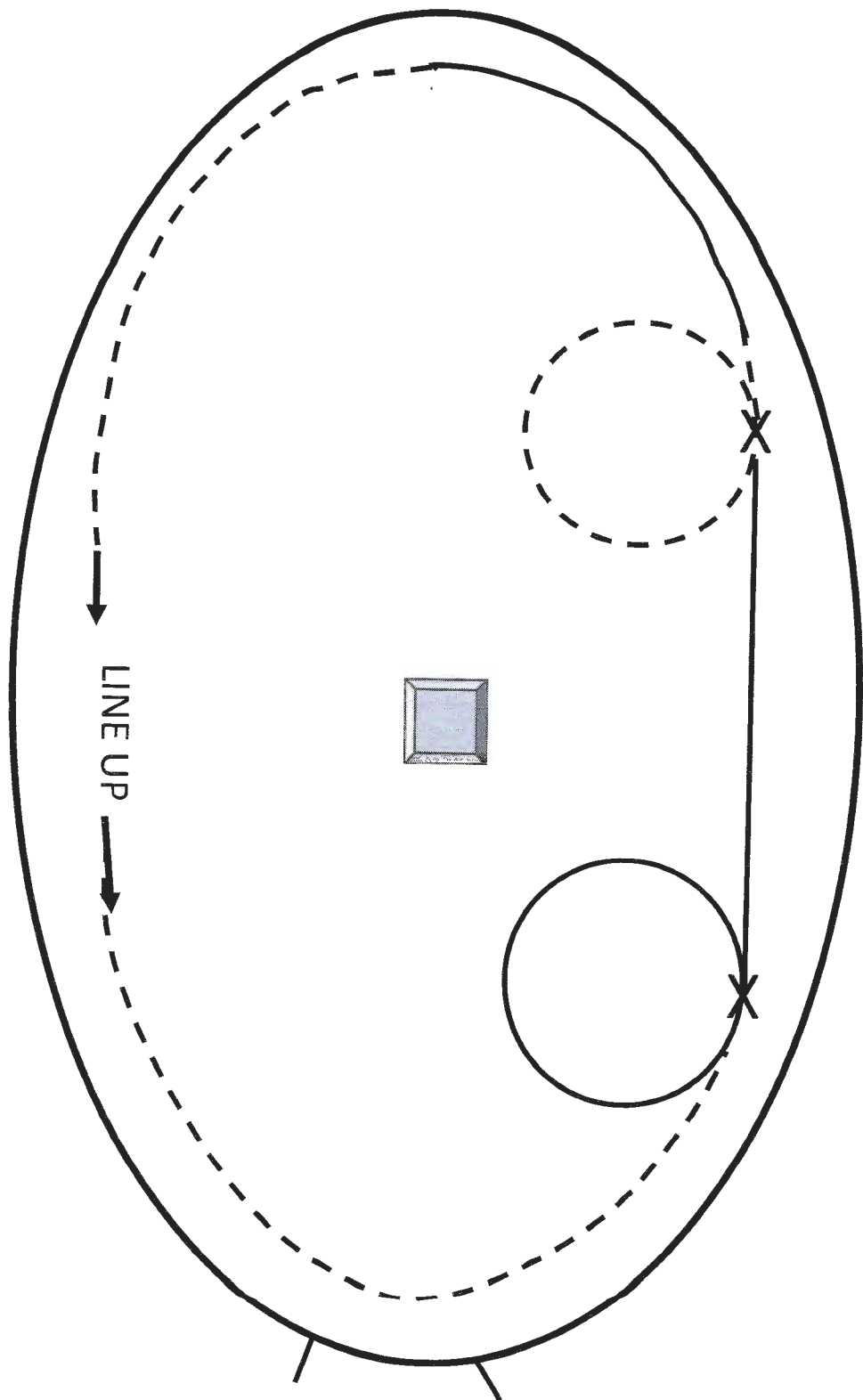
Drop irons, trot around turn to the beginning of the straightaway. Halt.

Pick up irons. Return down the rail at a trot on the correct diagonal.



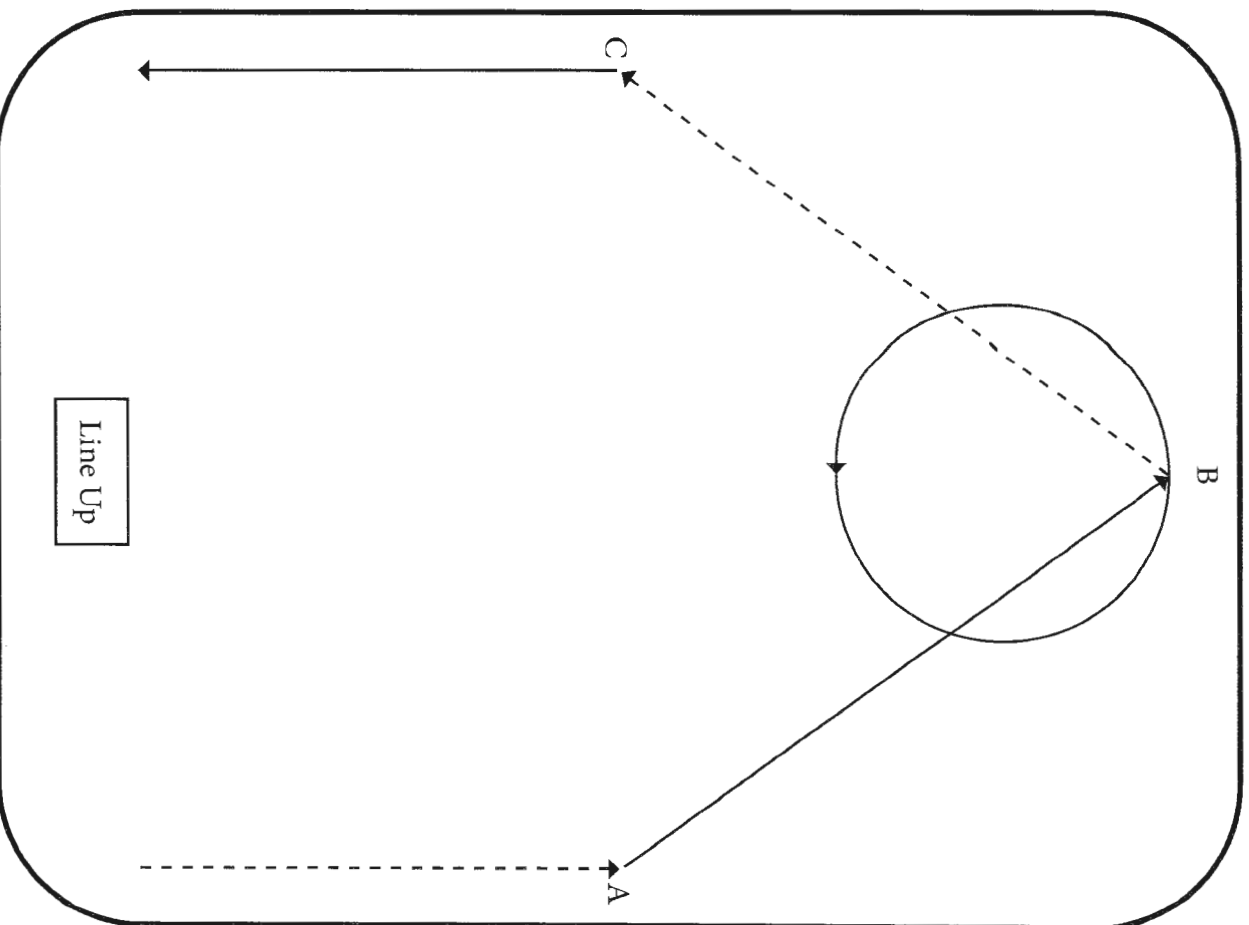
**ADULT
SADDLE SEAT
EQUITATION
WORLD
CHAMPIONSHIP
CLASS #395**

- 1) Trot from the line up to your right, past the in gate, to a point 1/3 of the way up the rail.
- 2) Canter a circle on the left lead. *Halt.*
- 3) Canter a straight line on the right (incorrect) lead to a point 2/3 of the way up the rail.
- 4) Without stopping, transition to the trot and perform a circle on the right diagonal. Stop.
- 5) Canter to the center point of the end of the arena on the left lead.
- 6) Without stopping, transition to the trot and return directly to the line up on the correct diagonal.



GRAND NATIONAL & WORLD CHAMPIONSHIP MORGAN HORSE SHOW

Class 399- WC Saddle Seat Equitation 14-17



Key

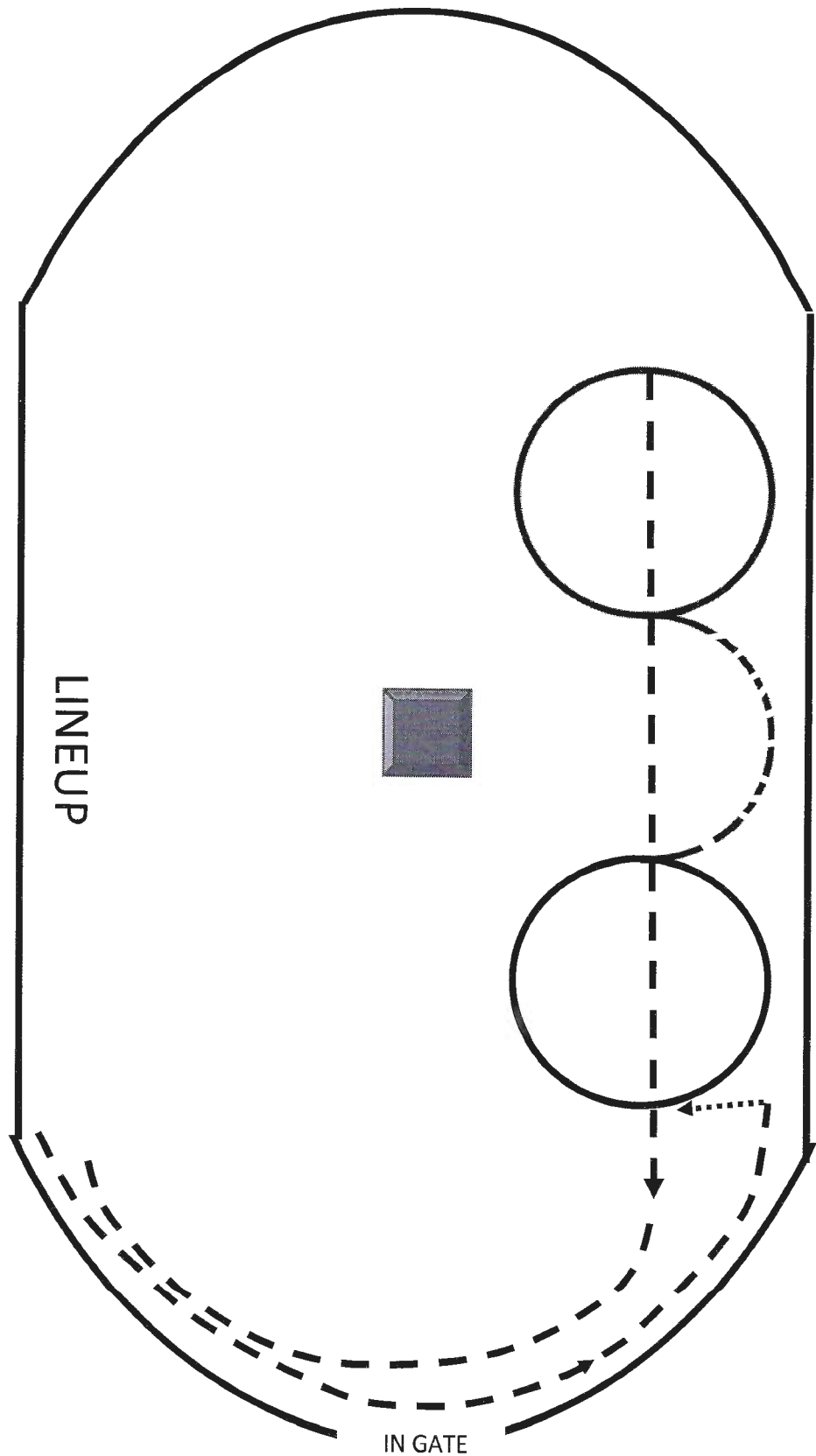
Walk
Trot	- - - - -
Canter	_____

Instructions

1. Trot to the mid-point of the rail to your right (A) on the correct diagonal. Stop.
2. Pivot to the left, facing the middle of the end of the arena (B).
3. Canter on your right lead to (B). Stop.
4. Canter a circle on the left lead. Stop.
5. Pivot to the left, facing the mid-point of the opposite side of the arena (C). Drop your irons. Trot a straight line on the left diagonal to (C). Stop.
6. Pick up your irons. Canter on the correct lead to the end of the straight-away. Stop.
7. Return to the line up.

Good Luck!

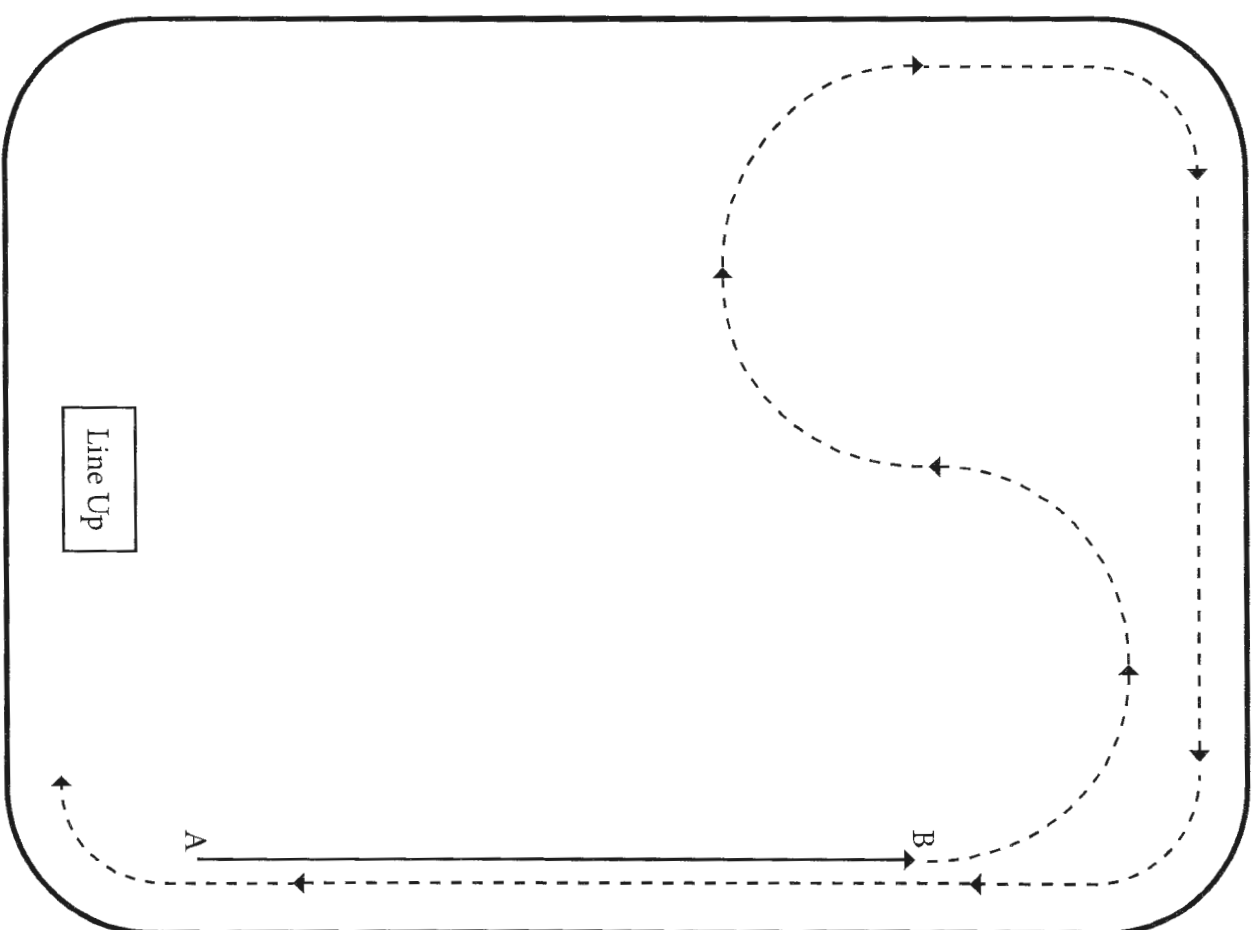
1. From the lineup, trot along the rail to your right, past the gate area, to a place at the beginning of the straightaway which will best suit your horse to perform the 3 loop serpentine pictured. Stop.
2. Walk to the starting point of your serpentine, facing the opposite wall.
3. Canter a circle and a half on the right lead.
4. Trot the middle loop on the right diagonal.
5. Canter a circle and a half on the right lead.
6. At the completion of your 1 ½ circles, stop. Turn 90 degrees to your right.
7. Trot through the center of your serpentine at the axis.
8. Continue trotting back to the lineup without stopping.



WC Saddle seat Equitation 13+ Under
CLASS #397

GRAND NATIONAL & WORLD CHAMPIONSHIP MORGAN HORSE SHOW

Class 396 - 2022 WC 13 & Under Saddle Seat Class



Key

Walk

Trot - - - - -

Canter _____

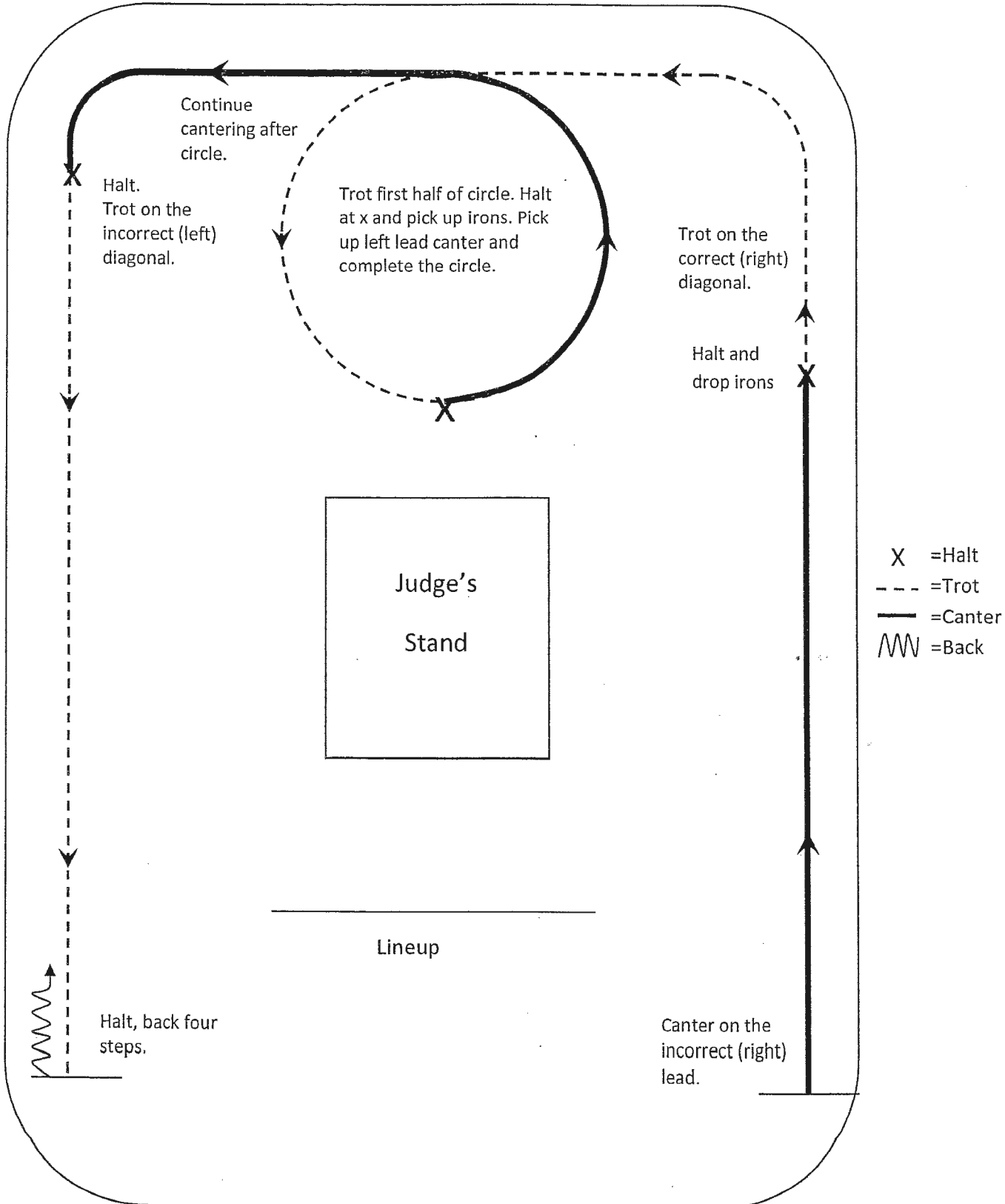
Instructions

1. On the straightaway to your right, canter on the left lead to point B. Halt.
2. Trot on a two loop serpentine across the width of the arena and continue to trot around the end of the ring.
3. Continue to trot the straightaway showing two changes of diagonal.
4. Return to the line-up without stopping.

Saddle Seat Equitation

Show: Grand National & World Championship Morgan Horse Show Performance Arena

Session: WC Saddle Seat Classic Equitation 14-17 Class # 398 Saturday, Oct. 15 – 9am



Saddle Seat Equitation

Show: Grand National & World Championship Morgan Horse Show Performance Arena

Session: WC Saddle Seat Classic Equitation 14-17 Class # 398 Saturday, Oct. 15 – 9am

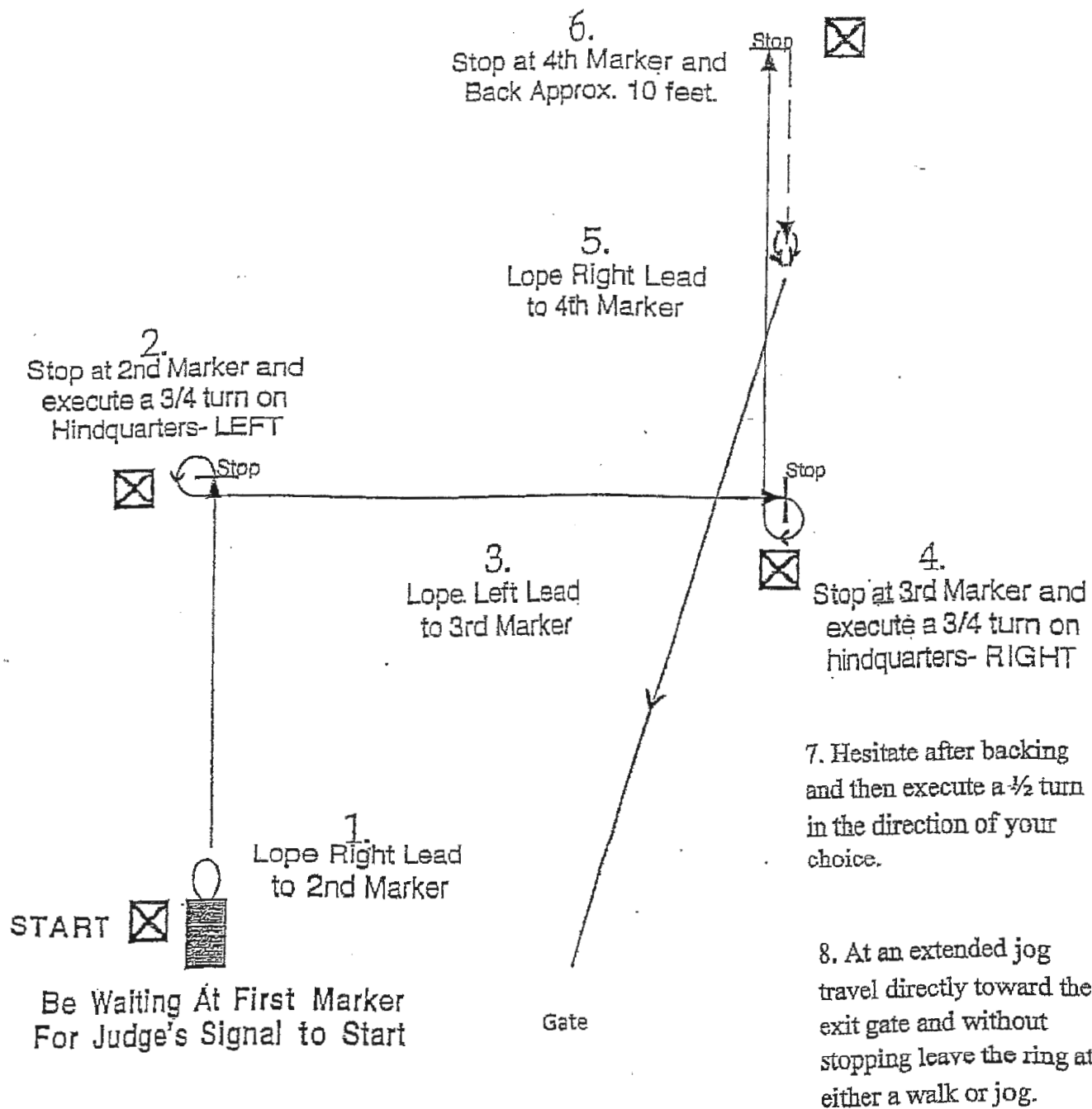
From the lineup, go to the beginning of the straightaway to your right. Canter on the incorrect (right) lead $\frac{3}{4}$ of the way down the straightaway. Halt and drop irons. Pick up a trot on the correct (right) diagonal. Trot to the midpoint of the turn. Continue trotting and start a circle. At the midpoint of the circle, halt and pickup irons. Pick up the left lead canter, complete the circle and continue cantering around the corner to the start of the straightaway. Halt. Trot on the incorrect (left) diagonal to the end of the straightaway. Halt and back four steps. Return to the lineup. Please trot to and from the lineup.

Western Seat Gold Medal Preliminary

Show: Grand National & World Championship Morgan Horse Show

Session: Saturday, October 8th – 1:00pm Performance Arena

Class: AMHA Western Seat Gold Medal Preliminary Class # 318



* Start the turn on the hind quarters from the walk.

GRAND NATIONAL & WORLD CHAMPIONSHIP MORGAN HORSE SHOW
Class 85 – AMHA Western Seat Gold Medal Finals

Be ready at marker A.

Lope right lead to marker B and stop.

At marker B, jog a circle to the left.

After closing circle, continue to jog to marker C and stop.

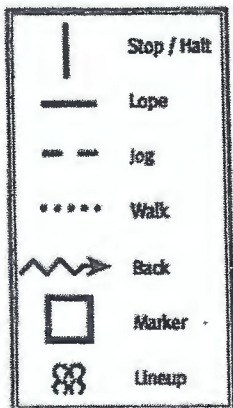
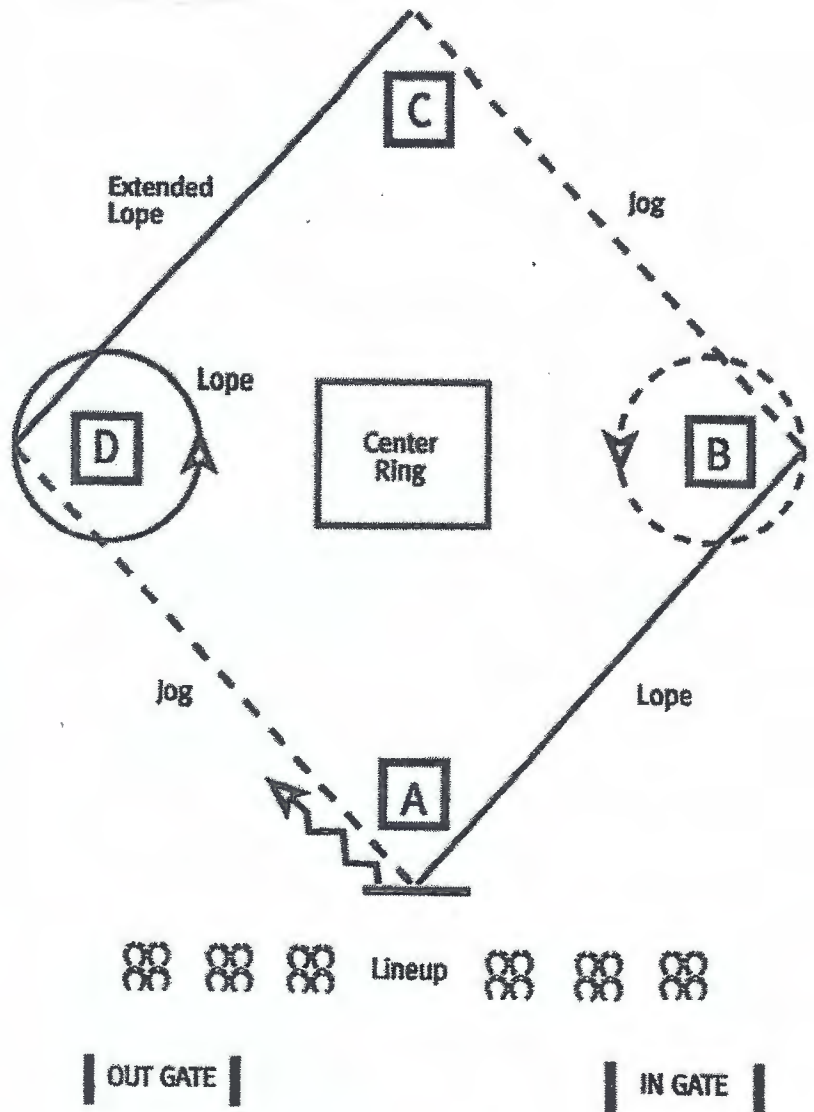
Execute the extended lope on the left lead to marker D.

Return to a lope and execute a circle to the left.

Upon completion of circle, drop down to jog and jog to marker A and stop.

Back seven steps at marker A.

Return to the lineup at the jog or exit arena at the jog.

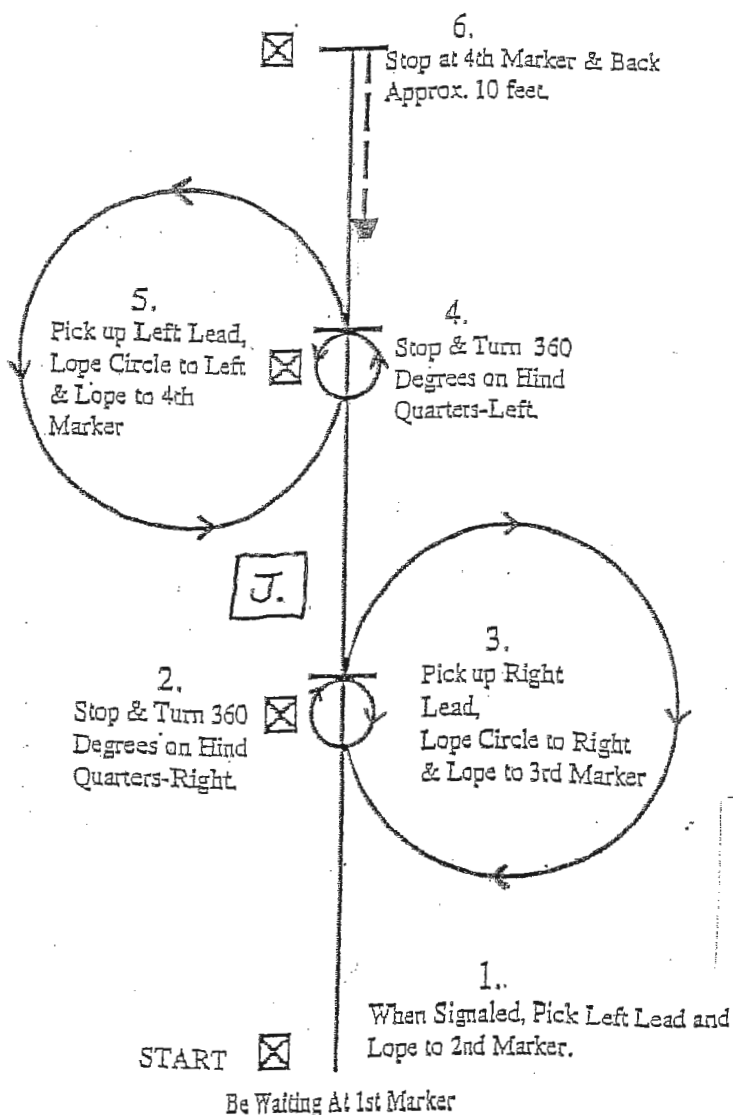


Western Seat Equitation

Show: Grand National & World Championship Morgan Horse Show

Session: Friday, October 14th – 1:00pm Performance Arena

Class: WC Western Seat Equitation Adult Class # 389



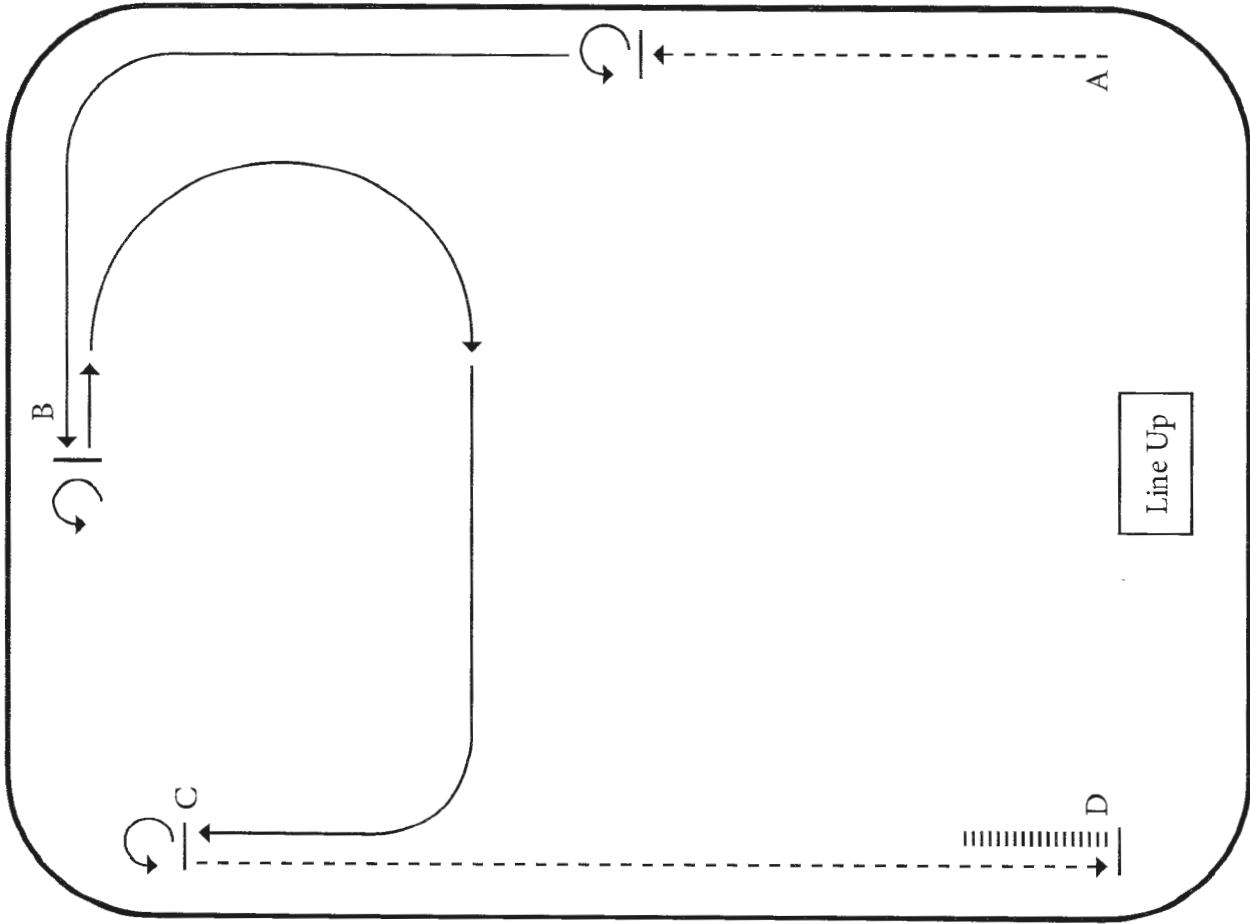
7. Hesitate after backing and then execute a ½ turn in the direction of your choice.

8. At an extended jog travel directly toward the exit gate, halt, and return to the line up at a jog.

* Start the turn on the hind quarters from the walk.

GRAND NATIONAL & WORLD CHAMPIONSHIP MORGAN HORSE SHOW

Class 390WC Western Seat Equitation 14-17



Key

Walk Back |||||||

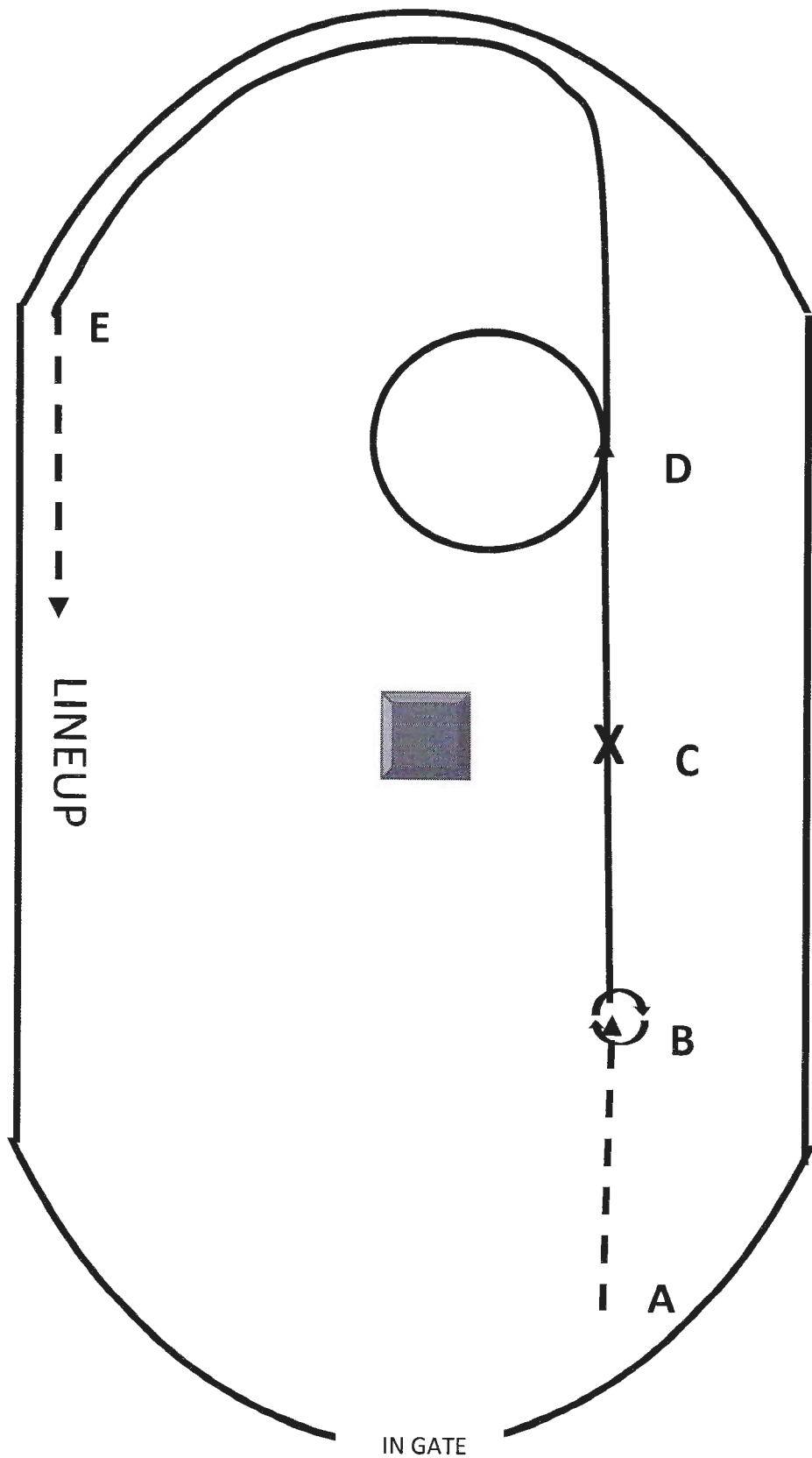
Trot - - - - -

Canter _____

Instructions

1. From A, jog to the center of the straightaway. Halt.
2. Perform a full left turn on the haunches.
3. Lope on the left lead to B. Halt.
4. Perform a 1 1/2 right turn on the haunches.
5. Lope on the right lead to C. Halt.
6. Perform a 1/2 left turn on the haunches.
7. Jog to D. Halt.
8. Back up 6 steps. Return to lineup at a jog.

1. Be waiting at A.
2. Jog to B.
3. Perform a 360 degree turn on the haunches at Point B.
4. Lope on the right lead to C. Stop. Back 4 steps.
5. Lope on the left lead to D.
6. Without stopping, lope a circle on your left lead.
7. At the completion of the circle, do not stop,
8. Continue in a straight line toward the wall in front of you, and around to your left.
9. Stop at E.
10. Jog back to line.



WC Western Seat Equitation 13 & Under

CLASS #394