



Showmanship

PATTERN B • LEVEL 1

Exhibitors are to complete the pattern on the side of the marker as indicated in the drawing

Be ready at marker A.

Walk from marker A to marker B.

Trot from marker B to marker C.

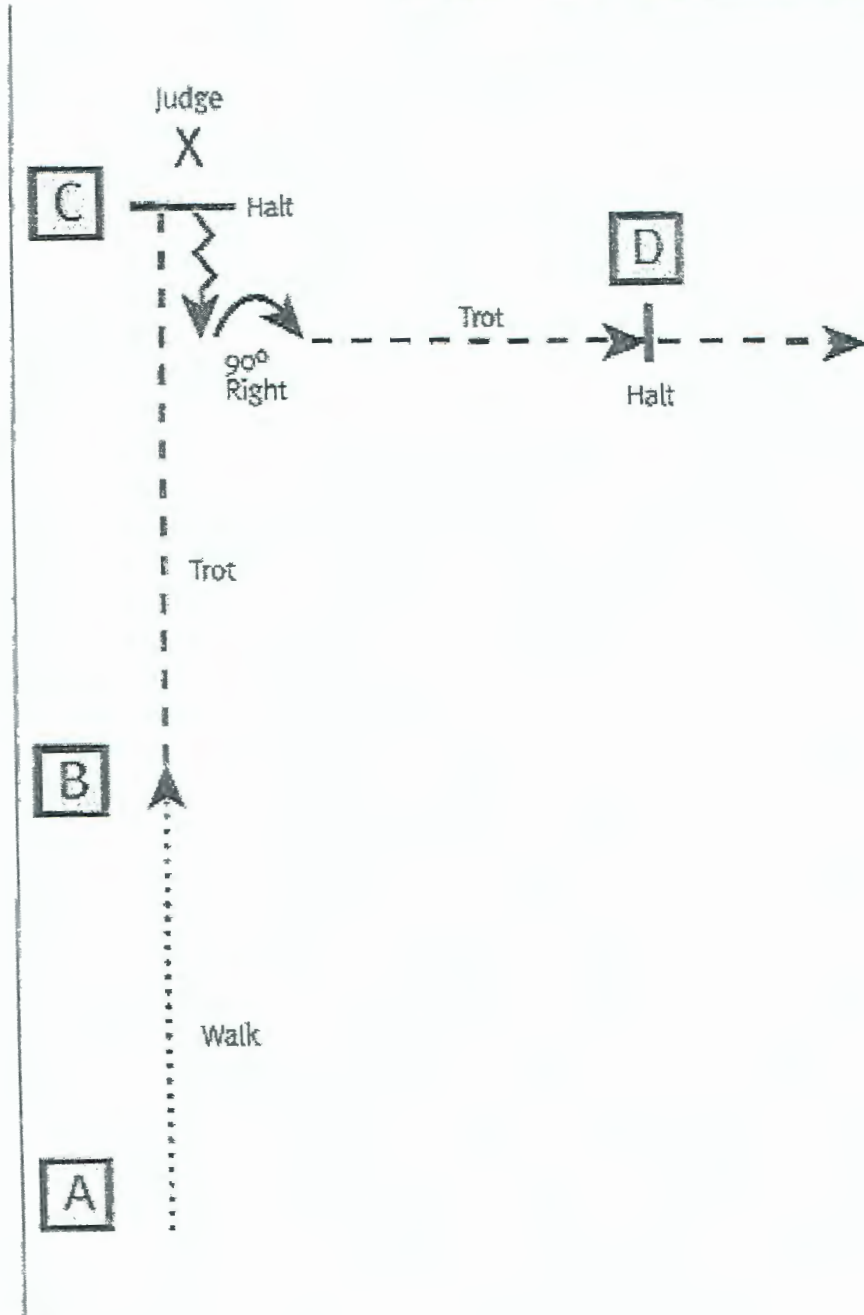
Stop at marker C and set up for inspection.

When dismissed, back four steps.

Perform a 90-degree turn and trot to marker D as drawn. Stop.

Hesitate for several seconds and then trot to new lineup as directed by the ringmaster or exit at the trot.

- **In the Ring**— Exhibitors enter arena and remain collectively for the entire class. Exhibitors are to enter the arena at the walk. Trot at the marker and line up at the discretion of the ringmaster.
- **In and Out of the Ring**— Exhibitors enter arena one at a time and are escorted at the completion of their pattern.
- **At the Gate**— Exhibitors enter arena one at a time and are gathered in arena for final inspection as a collective group.



	Stop / Halt
	Center
	Trot
	Walk
	Rock
	Marker
	Lineup



Showmanship

PATTERN D • LEVEL 1

Exhibitors are to complete the pattern on the side of the marker as indicated in the drawing

- In the Ring**— Exhibitors enter arena and remain collectively for the entire class. Exhibitors are to enter the arena at the walk. Trot at the marker and line up at the discretion of the ringmaster.
- In and Out of the Ring**— Exhibitors enter arena one at a time and are excused at the completion of their pattern.
- At the Gate**— Exhibitors enter arena one at a time and are gathered in arena for final inspection as a collective group.

Be ready at marker A.

Trot to marker B.

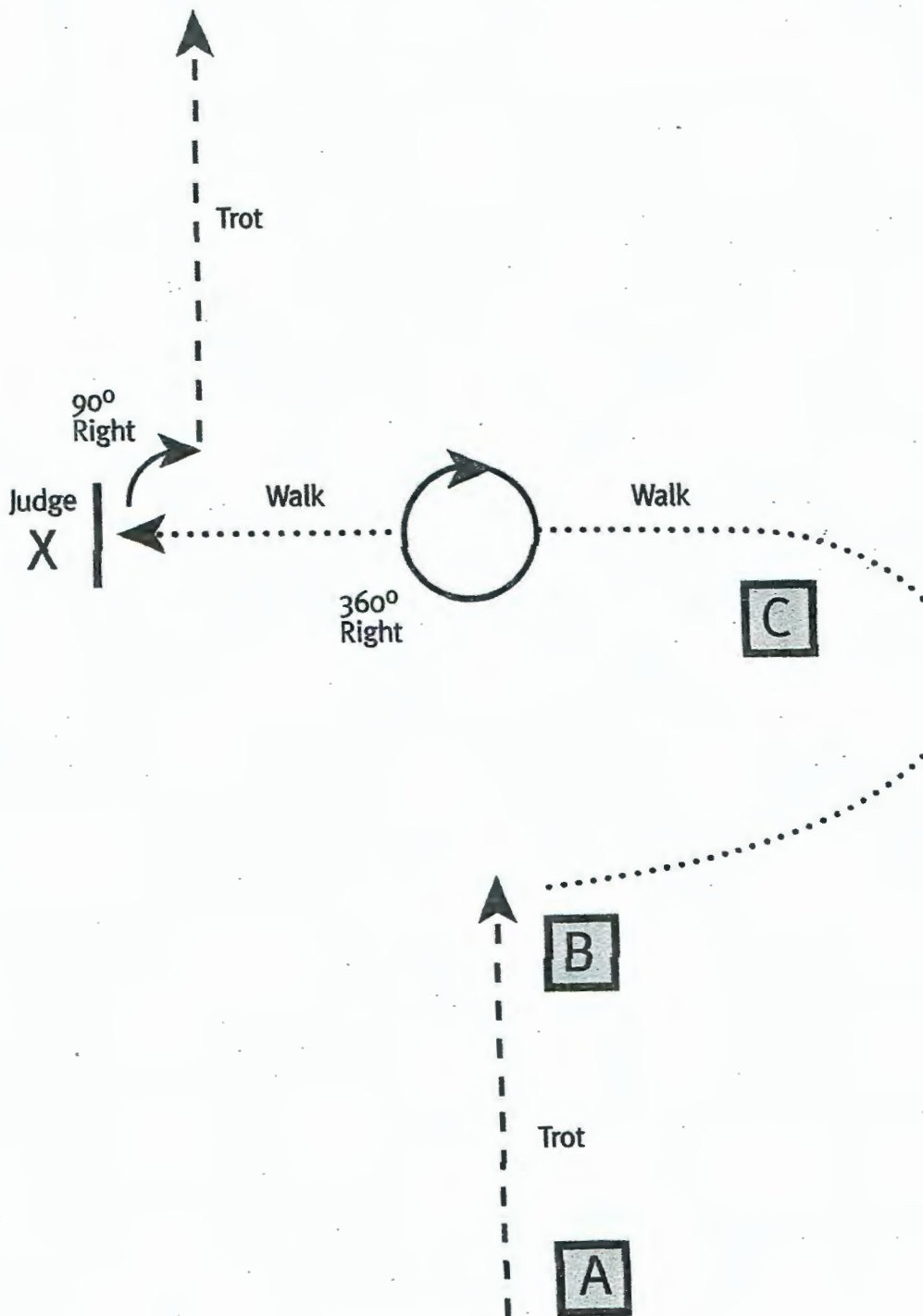
Walk from marker B and around marker C as shown.

Half way between marker C and the judge, stop and do a 360-degree turn.

Walk to judge and set up for inspection.

When dismissed, do a 90-degree turn and trot away.

Return to the lineup as directed by the ringmaster or exit at the trot.



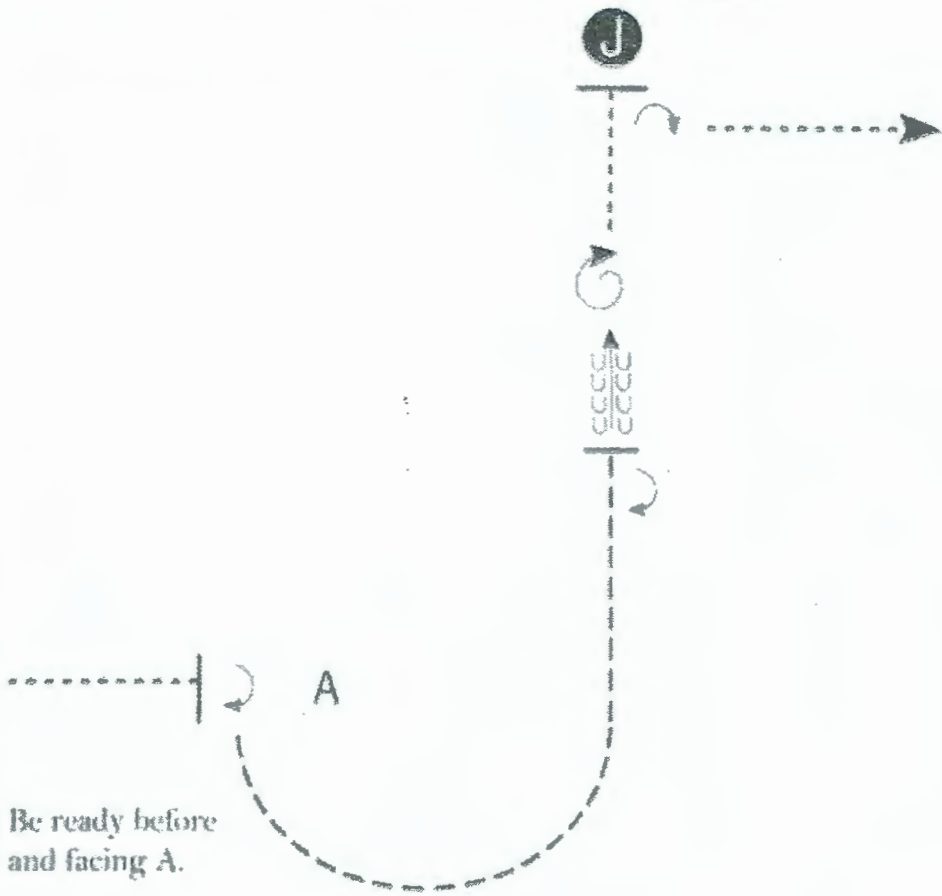
	Stop / Halt
	Canter
	Trot
	Walk
	Back
	Marker
	Lineup



CLASS 314—GN FITTING & SHOWMANSHIP 14-17

W W W . H o r s e S h o w P a t t e r n s . c o m

W W W . H o r s e S h o w P a t t e r n s . c o m



Be ready before and facing A.

1. Walk to A.
2. Stop and perform a 1/4 turn.
3. Trot in a half circle and halfway to Judge.
4. Stop and perform a 1/2 turn.
5. Back approximately one horse length.
6. Perform a 1 1/2 turn.
7. Walk to judge and set up for inspection.
8. When dismissed, perform a 1/4 turn and walk straight away from Judge.

Walk
Trot	-----
Back	←←←←←
Marker	H
Judge	J

Follow the instructions of your ring steward.



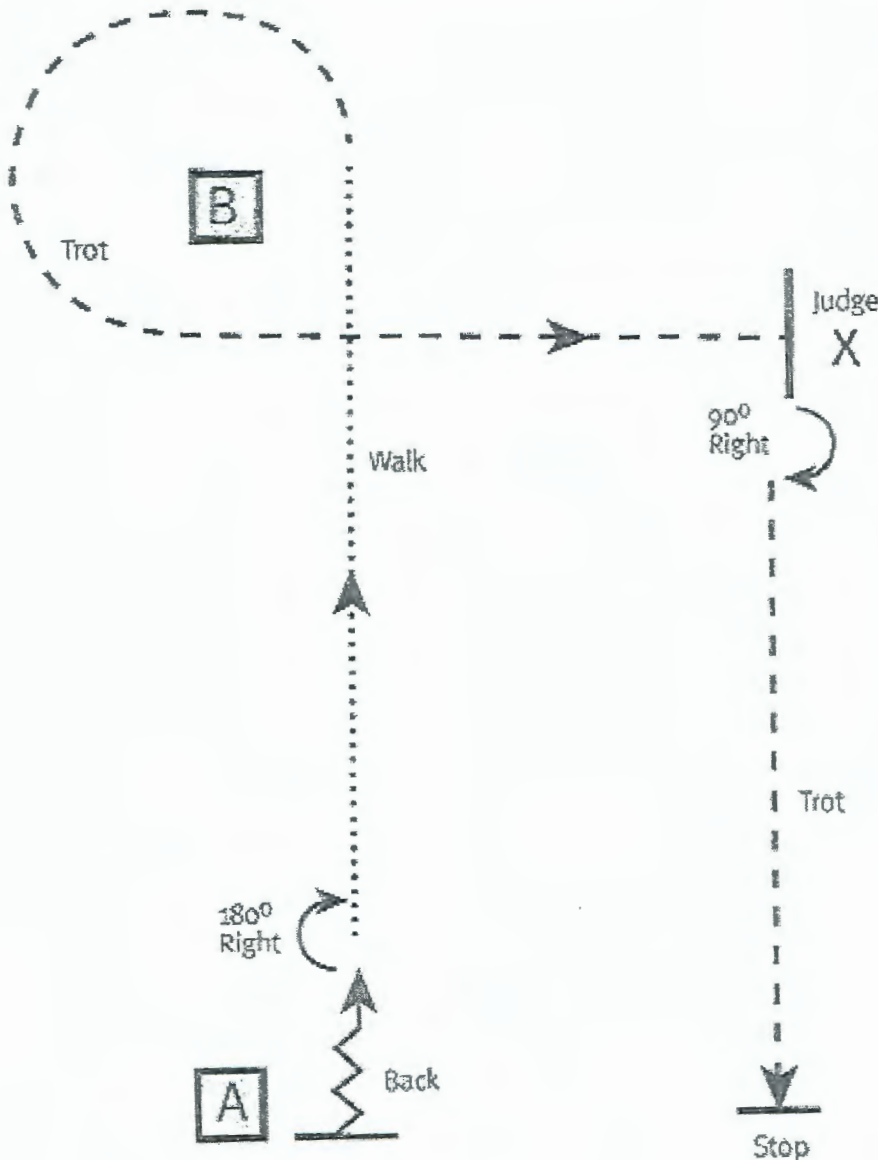
CLASS 315—GN FITTING & SHOWMANSHIP ADULT FINALS

Showmanship

PATTERN J • LEVEL 1

Exhibitors are to complete the pattern on the side of the marker as indicated in the drawing

- **In the Ring**— Exhibitors enter arena and remain collectively for the entire class. Exhibitors are to enter the arena at the walk. Trot at the marker and line up at the discretion of the ringmaster.
- **In and Out of the Ring**— Exhibitors enter arena one at a time and are excused at the completion of their pattern.
- **At the Gate**— Exhibitors enter arena one at a time and are gathered in arena for final inspection as a collective group.



Be ready at marker A.

At marker A back four steps.

Perform a 180-degree turn.

Walk to marker B.

At marker B trot around B and to the judge, set up for inspection.

When dismissed perform a 90-degree turn and trot away as drawn until even with marker A. Stop.

Return to the lineup at the trot or exit arena as instructed by the ringmaster.

	Stop / Halt
	Center
	Trot
	Walk
	Back
	Marker
	Lineup

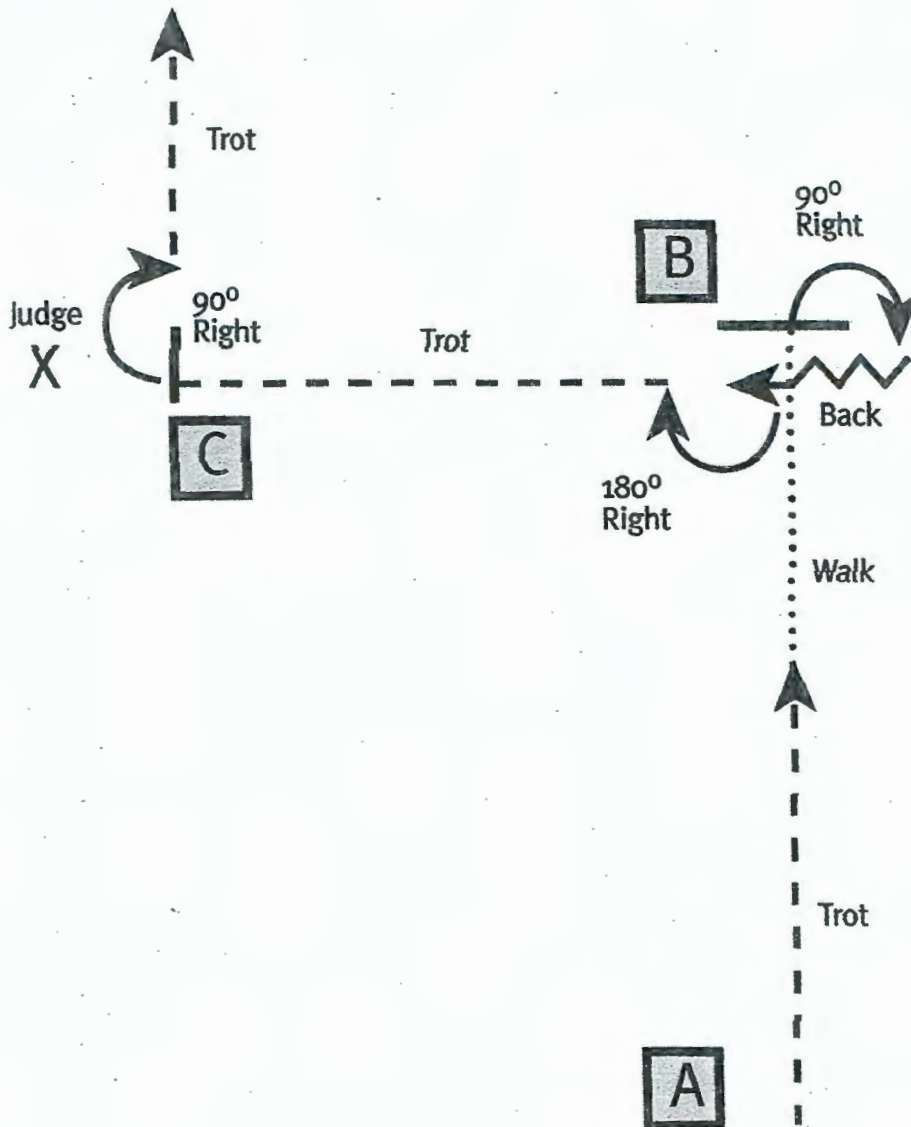


Showmanship

PATTERN P • LEVEL 2

Exhibitors are to complete the pattern on the side of the marker as indicated in the drawing

- ❑ **In the Ring**— Exhibitors enter arena and remain collectively for the entire class. Exhibitors are to enter the arena at the walk. Trot at the marker and line up at the discretion of the ringmaster.
- ❑ **In and Out of the Ring**— Exhibitors enter arena one at a time and are excused at the completion of their pattern.
- ❑ **At the Gate**— Exhibitors enter arena one at a time and are gathered in arena for final inspection as a collective group.



Be ready at marker A.

Trot from marker A halfway to marker B.

Break to walk and walk to marker B.

Stop and perform a 90-degree turn.

Back four steps and perform a 180-degree turn.

Trot to marker C. Stop. Set up for inspection.

When dismissed, perform a 90-degree turn and trot to the lineup as directed by the ringmaster or exit at the trot.

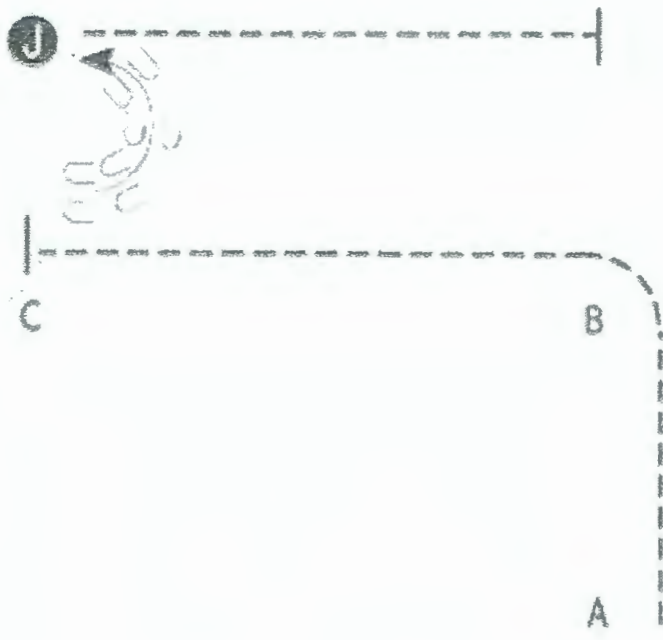
	Stop / Halt
—	Canter
- - -	Trot
.....	Walk
↗	Back
☐	Marker
☺☺	Lineup



CLASS 336-WC FITTING & SHOWMANSHIP 13 & UNDER

www.HorseShowPatterns.com

www.HorseShowPatterns.com



1. Trot from A to C.
2. Stop at C.
3. Back a half-circle to the Judge.
4. Set up for inspection.
5. When dismissed trot until even with B.
6. Stop and wait to be dismissed.

Walk
Trot	-----
Back	←←←←←
Marker	B
Judge	ⓙ